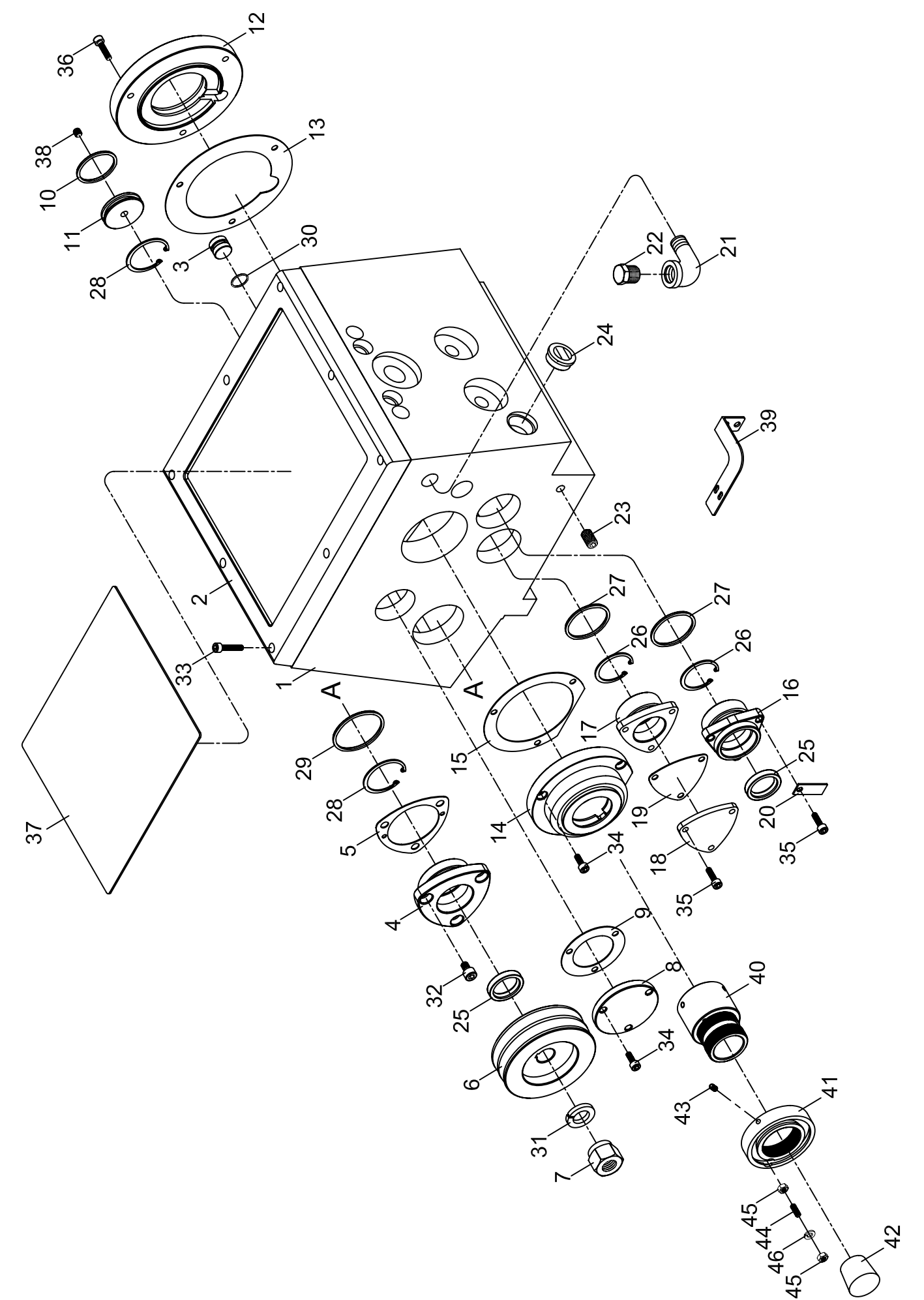
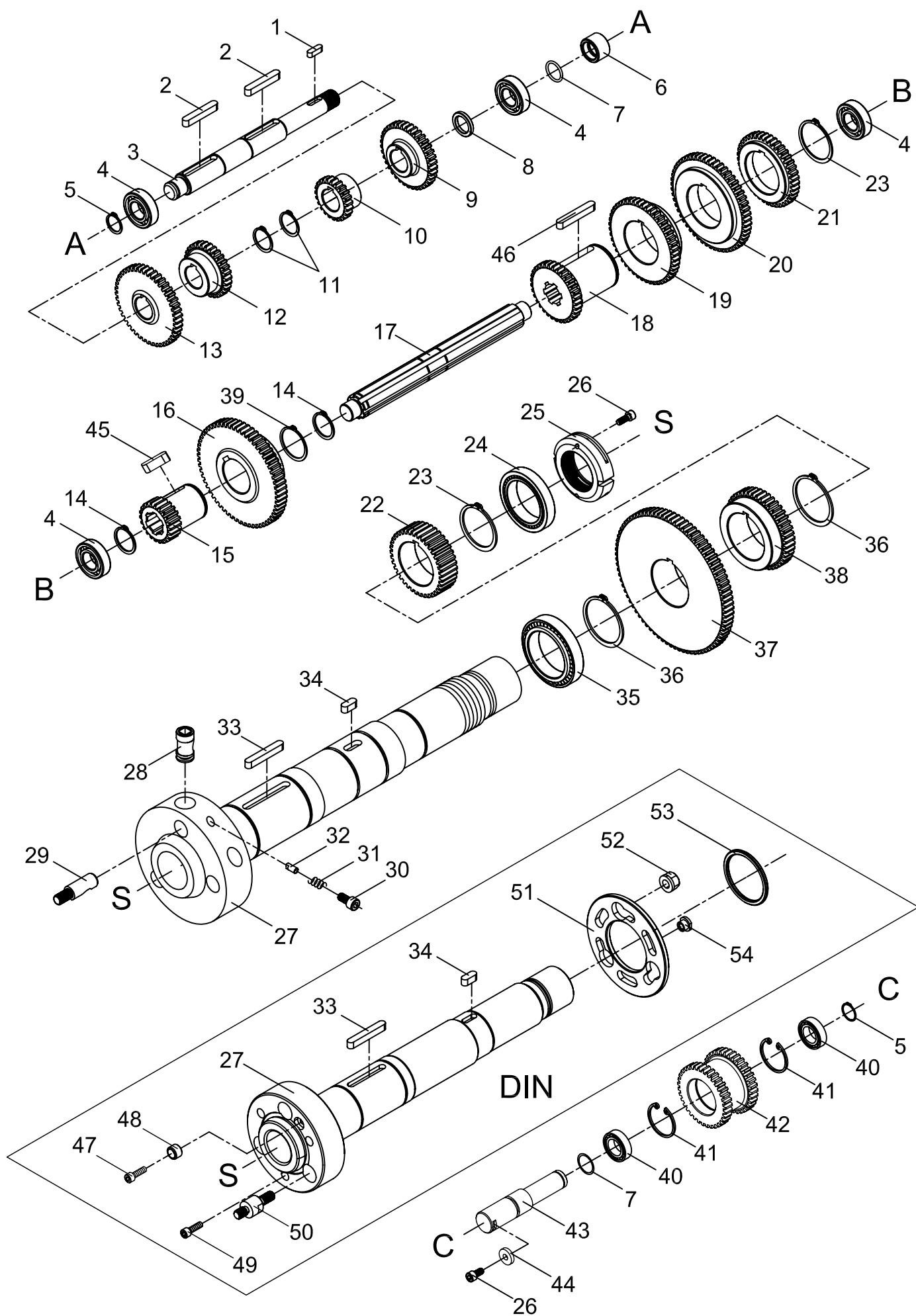


PRINCE SERIES

SPARE PARTS LIST

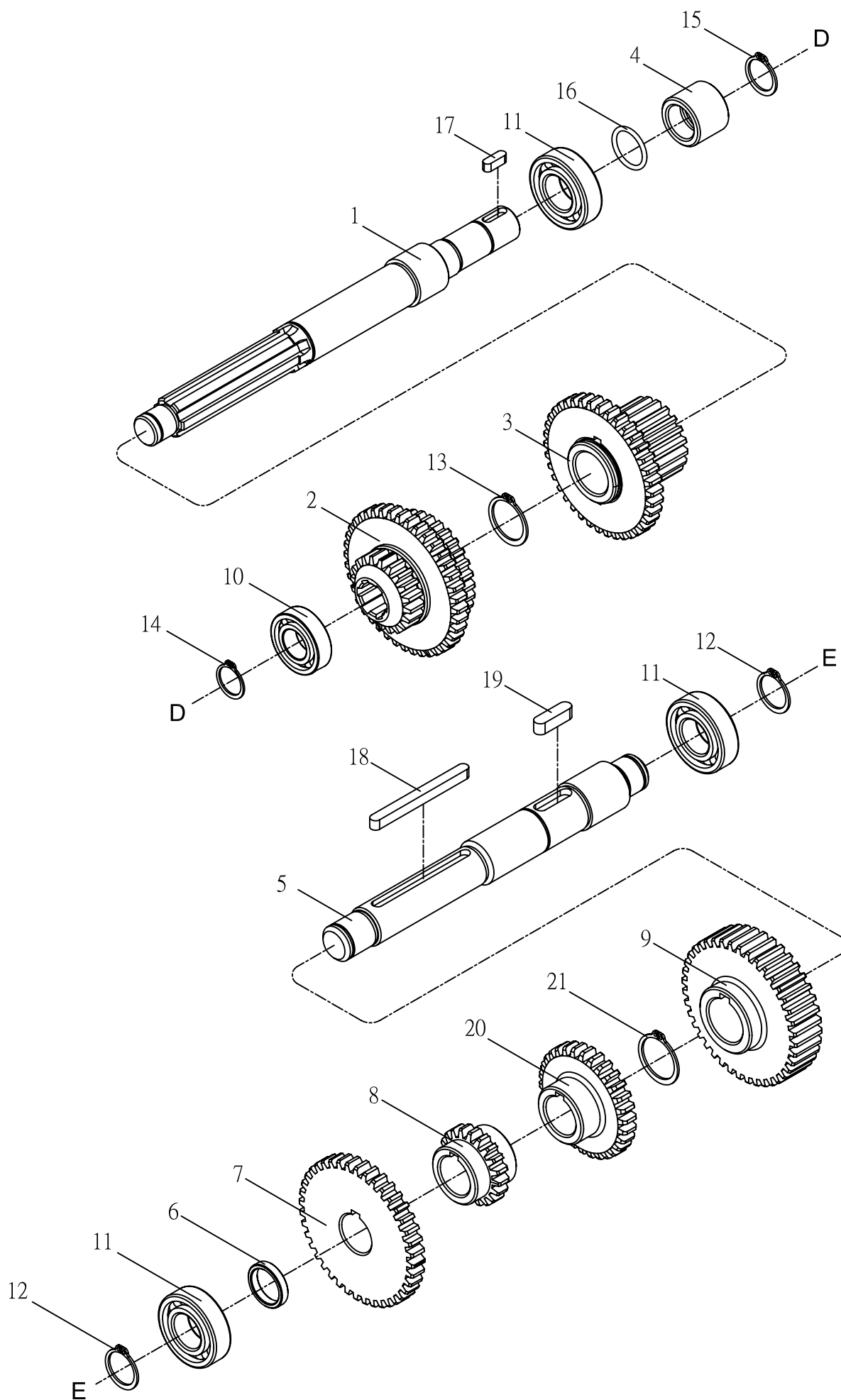


<u>NO.</u>	<u>PART NO.</u>	<u>DESCRIPTION</u>	<u>QUANTITY</u>	<u>NO.</u>	<u>PART NO.</u>	<u>DESCRIPTION</u>	<u>QUANTITY</u>
1.	R-1201	Headstock Case	1	36.	A-1205	Socket Head Cap Screw (M6 x 25)	3
	R-1201-1	Headstock Case (VS Optional)	1	37.	R-1002-1	Sponge Cover	1
2.	R-1002	Cover	1	38.	A-1106	Socket Headless Set Screw (M8 x 8)	1
3.	R-1003	Plug	2	39.	R-1156	Frame (VS)	1
4.	R-1005	Flange Bearing	1	40.	R-9076-2	Sleeve (VS)	1
5.	R-1005-1	Gasket	1				
				41.	R-1077	Balance Block (VS)	1
6.	R-1006-3	Pulley 2000rpm 60 CS	1	42.	R-1079	Plug	1
	R-1006-4	Pulley 2200rpm 50 CS	1	43.	A-1101	Socket Headless Set Screw (M6x10)	6
7.	R-1007	Locking Nut	1	44.	A-1103	Socket Headless Set Screw (M6 x 1~3 16)	
8.	R-1014	Cover	1	45.	A-1700	Nut (M6)	2~6
9.	R-1014-1	Gasket	1				
10.	A-6025	O-Ring (P41)	1	46.	A-1812	Spring Washer (ψ6)	2~6
11.	T-1022	Plug	1				
12.	R-1022	Front Bearing Cover	1				
13.	R-1022-1	Gasket	1				
14.	R-1023	Rear Bearing Cover	1				
15.	R-1023-1	Gasket	1				
16.	R-1033	Flange Bearing	1				
17.	R-1039	Flange Bearing	1				
18.	T-1039	Cover	1				
19.	T-1039-1	Gasket	1				
20.	R-1076	Plate	1				
21.	A-0489	Elbow (1/2PT)	1				
22.	A-0488	Plug (1/2PT)	1				
23.	A-1121	Socket Headless Set Screw (3/8PT)	1				
24.	A-9501	Oil Sight	1				
25.	A-5007	Oil Seal (TC28 x 42 x 10)	2				
26.	A-3203	Circlip (R42)	2				
27.	A-6019	O-Ring (P46)	2				
28.	A-3024	Circlip (R47)	2				
29.	A-6021	Oil Ring (G55)	1				
30.	A-6030	Oil Ring (P16)	2				
31.	A-1811	Spring Washer	1				
32.	A-1211	Socket Head Cap Screw (M8 x 12)	3				
33.	A-1206	Socket Head Cap Screw (M6 x 30)	8				
34.	A-1203	Socket Head Cap Screw (M6 x 16)	6				
35.	A-1204	Socket Head Cap Screw (M6 x 20)	6				



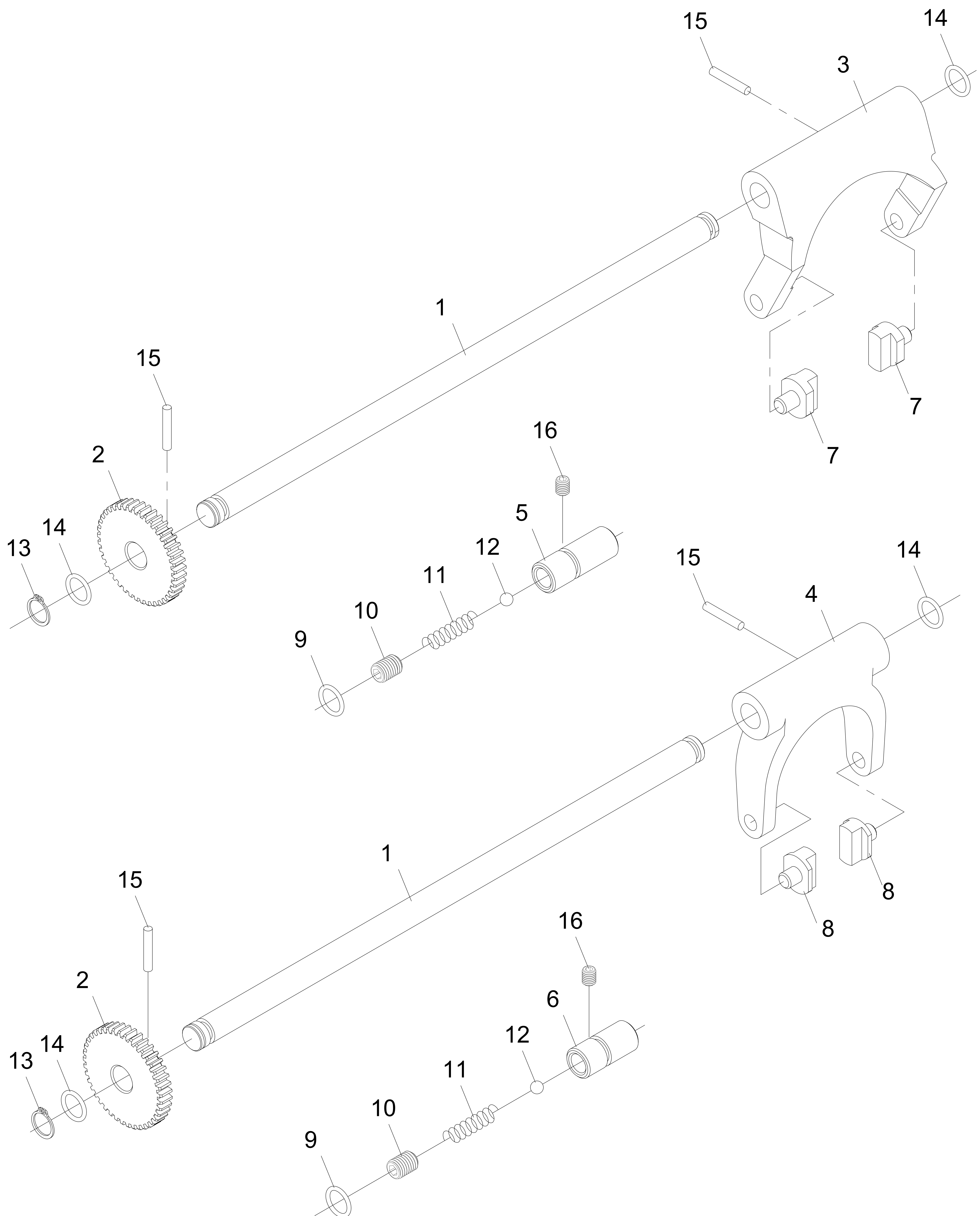
<u>NO.</u>	<u>PART NO.</u>	<u>DESCRIPTION</u>	<u>QUANTITY</u>	<u>NO.</u>	<u>PART NO.</u>	<u>DESCRIPTION</u>	<u>QUANTITY</u>
1.	A-7214	Key (6 x 6 x 20)	1	36.	A-3318	Circlip (S55)	2
2.	A-7247	Key (8 x 8 x 50)	2	37.	R-1025	Gear (82T)	1
3.	R-1004	Shaft (A)	1	38.	R-1026	Gear (44T)	1
4.	A-2034	Bearing (#6204)	4	39.	A-3328	Circlip (S40)	1
5.	A-3306	Circlip (S20)	2	40.	A-2026	Bearing (#6004)	2
6.	R-1008	Bush	1	41.	A-3203	Circlip (R42)	2
7.	A-6008	O-Ring (P20)	2	42.	R-1031	Gear (35T x 35T)	1
8.	C-2045	Washer	1	43.	R-1029	Shaft (C)	1
9.	R-1010A	Gear (37T)	1	44.	R-1030	Washer	1
10.	R-1010B	Gear (23T)	1	45.	A-7227	Key (10x8x35)	1
11.	A-3309	Circlip (S25)	2	46.	A-7247	Key (8x8x50)	1
12.	R-1012B	Gear (30T)	1			DIN (Optional)	
13.	R-1012A	Gear (45T)	1	47.	A-1203	Socket Head Cap Screw (M6x16L)	1
14.	A-3310	Circlip (S28)	2	48.	R-1048	Pad	1
15.	R-1017A	Gear (22T)	1	49.	A-1204	Socket Head Cap Screw (M6x20L)	3
				50.	R-1049	Pivot	3
16.	R-1017B	Gear (60T)	1				
17.	R-1013	Shaft (B)	1	51.	R-1046	Retainer	1
18.	R-1016D	Gear (33T)	1	52.	R-1050	Nut	3
19.	R-1016C	Gear (48T)	1	53.	R-1028	Spacer	1
20.	R-1016B	Gear (55T)	1	54.	R-1047	Stud	3
21.	R-1016A	Gear (41T)	1				
22.	R-1027	Gear (38T)	1				
23.	A-3317	Circlip (S50)	2				
24.	A-2011	Bearing (#30210)	1				
25.	R-1021	Locking Nut	1				
26.	A-1202	Socket Head Cap Screw (M6 x 12L)	3				
27.	R-1018	Main spindle (S)	1				
	R-1018-3	DIN Main spindle (S)	1				
28.	F-1215NC	Camlock	3				
29.	R-9001	Camlock Stud	3				
30.	A-1212	Socket Head Cap Screw (M8 x 16L)	3				
31.	A-8206	Spring	3				
32.	R-1020	Camlock Set Pin	3				
33.	A-7222	Key (8 x 8 x 55)	1				
34.	A-7221	Key (8 x 8 x 20)	1				
35.	A-2013	Bearing (#32211)	1				

HEADSTOCK SHAFTS & GEARS



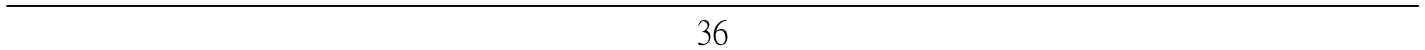
HEADSTOCK SHAFTS & GEARS

NO.	PART NO.	DESCRIPTION	QUANTITY
1.	R-1032	D-Shaft	1
2.	R-1034	Compound Gear (20T x 40T x 30T)	1
3.	R-1035	Compound Gear (20T x 38T)	1
4.	R-1036	Bush	1
5.	R-1038	E-Shaft	1
6.	R-1041	Washer	1
7.	R-1042	Gear (40T)	1
8.	R-1043B	Gear (20T)	1
9.	R-1045	Gear (40T)	1
10.	A-2033	Bearing (#6203)	1
11.	A-2026	Bearing (#6004)	3
12.	A-3306	Circlip (S20)	2
13.	A-3308	Circlip (S24)	1
14.	A-3303	Circlip (S17)	1
15.	A-3305	Circlip (S19)	1
16.	A-6008	O-Ring (P20)	1
17.	A-7205	Key (5 x 5 x 15)	1
18.	A-7219	Key (6 x 6 x 70)	1
19.	A-7248	Key (7 x 7 x 25)	1
20.	R-1043A	Gear (30T)	1
21.	A-3309	Circlip (S25)	1



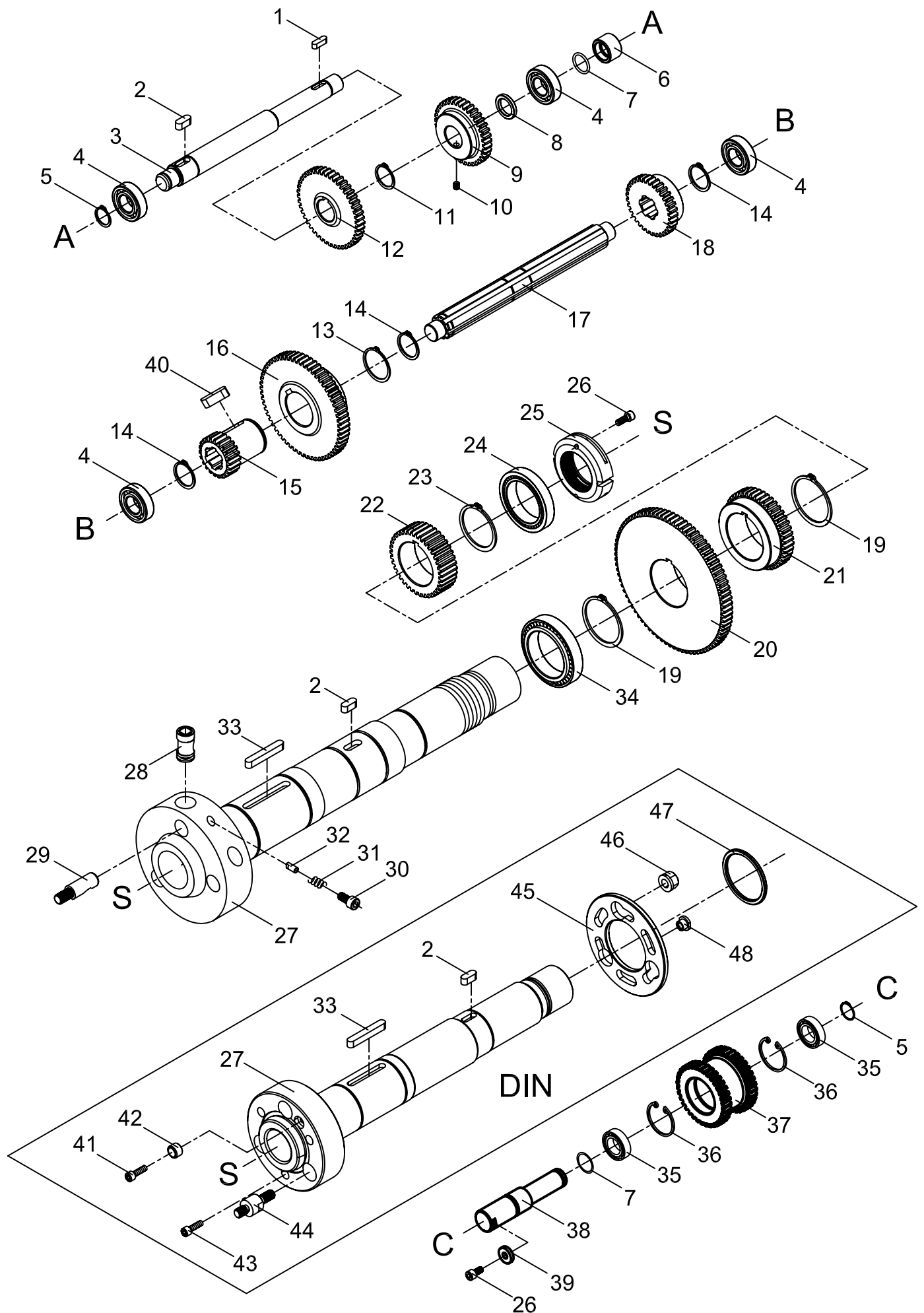
HEADSTOCK CONTROLS

NO.	PART NO.	DESCRIPTION	QUANTITY
1.	R-1059	Rod	2
2.	R-1058	Gear (41T)	2
3.	R-1062	Lever	1
4.	R-1063	Lever	1
5.	R-1061	Bush	1
6.	R-1060	Bush	1
7.	R-1064	Fork	2
8.	R-1065	Fork	2
9.	A-6006	O-Ring (P15)	2
10.	A-1112	Socket Headless Set Screw (M12 x 12)	2
11.	A-8202	Spring	2
12.	A-9205	Ball (3/8")	2
13.	A-3301	Criclip (S15)	2
14.	A-6029	Oil Ring (AN62279)	4
15.	A-4007	Pin (5 x 30L)	4
16.	A-1106	Socket Headless Set Screw (M8 x 8)	2



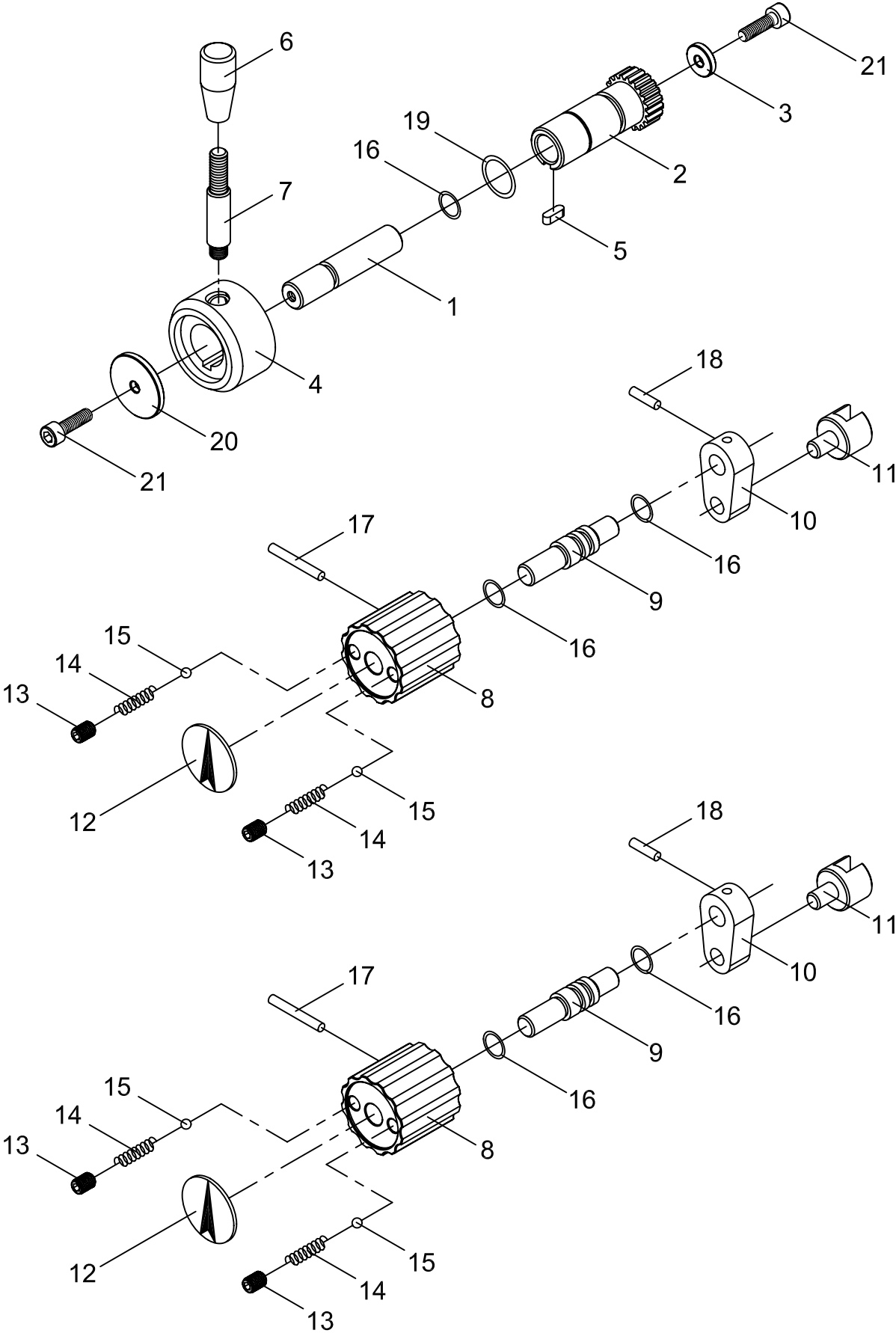
HEADSTOCK CONTROLS

NO.	PART NO.	DESCRIPTION	QUANTITY
1.	R-1053	Rod	1
2.	R-1056	Pinion (20T)	1
3.	R-1057	Gear (20T)	1
4.	R-1154	Boss	1
5.	R-1151	Knob	1
6.	A-9101	Handle	1
7.	C-1087-3	Lever	1
8.	R-2136	Knob	2
9.	R-1070	Rod	2
10.	R-1072	Lever	2
11.	R-1073	Fork	2
12.	NR-26	Arrow Plate	3
13.	A-1106	Socket Headless Set Screw (M8 x 8)	4
14.	A-8207	Spring	4
15.	A-9202	Ball (1/4")	4
16.	A-6004	O-Ring (P12)	5
17.	A-4009	Pin (Φ5 x 40L)	3
18.	A-4007	Pin (Φ5 x 30L)	2
19.	A-6009	O-Ring (P21)	1
20.	A-7213	Key (6 x 6 x 15)	1
21.	A-4020	Pin (Φ5 x 25L)	1



<u>NO.</u>	<u>PART NO.</u>	<u>DESCRIPTION</u>	<u>QUANTITY</u>	<u>NO.</u>	<u>PART NO.</u>	<u>DESCRIPTION</u>	<u>QUANTITY</u>
1.	A-7214	Key (6 x 6 x 20)	1	36.	A-3203	Circlip (R42)	2
2.	A-7221	Key (8 x 8 x 20)	2	37.	R-1031	Gear (35T x 35T)	1
3.	R-1004-1	Shaft (A)	1	38.	R-1029	Shaft (C)	1
4.	A-2034	Bearing (#6204)	4	39.	R-1030	Washer	1
5.	A-3306	Circlip (S20)	2	40.	A-7227	Key (10x8x35)	1
						DIN (Optional)	
6.	R-1008	Bush	1	41.	A-1203	Socket Head Cap Screw (M6x16L)	1
7.	A-6008	O-Ring (P20)	2	42.	R-1048	Pad	1
8.	C-2045	Washer	1	43.	A-1204	Socket Head Cap Screw (M6x20L)	3
9.	R-1010-1	Gear (37T)	1	44.	R-1049	Pivot	3
10.	A-1106	Socket Headless Set Screw (M8 x 8)	1	45.	R-1046	Retainer	1
11.	A-3309	Circlip (S25)	1	46.	R-1050	Nut	3
12.	R-1012A	Gear (45T)	1	47.	R-1028	Spacer	1
13.	A-3328	Circlip (S40)	1	48.	R-1047	Stud	3
14.	A-3310	Circlip (S28)	3				
15.	R-1017A	Gear (22T)	1				
16.	R-1017B	Gear (60T)	1				
17.	R-1013	Shaft (B)	1				
18.	R-1016E	Gear (33T)	1				
19.	A-3318	Circlip (S55)	2				
20.	R-1025	Gear (82T)	1				
21.	R-1026	Gear (44T)	1				
22.	R-1027	Gear (38T)	1				
23.	A-3317	Circlip (S50)	1				
24.	A-2011	Bearing (#30210)	1				
25.	R-1021	Locking Nut	1				
26.	A-1202	Socket Head Cap Screw (M6 x 12L)	3				
27.	R-1018	Main spindle (S)	1				
	R-1018-3	DIN Main spindle (S)	1				
28.	F-1215NC	Camlock	3				
29.	R-9001	Camlock Stud	3				
30.	A-1212	Socket Head Cap Screw (M8 x 16L)	3				
31.	A-8206	Spring	3				
32.	R-1020	Camlock Set Pin	3				
33.	A-7222	Key (8 x 8 x 55)	1				
34.	A-2013	Bearing (#32211)	1				
35.	A-2026	Bearing (#6004)	2				

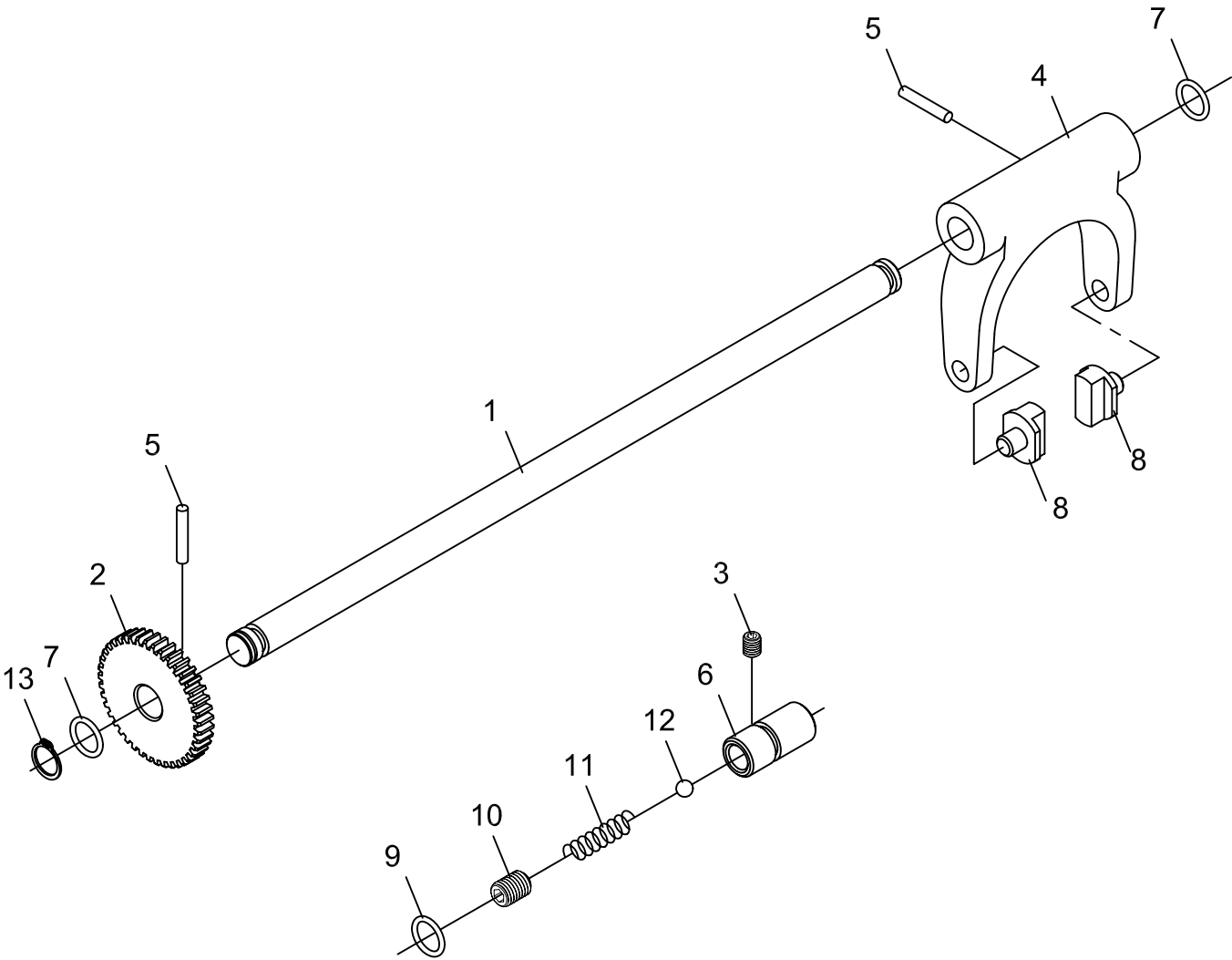
CONTROL LEVER ASSEMBLY (VARIABLE SPEED)



CONTROL LEVER ASSEMBLY (VARIABLE SPEED)

NO.	PART NO.	DESCRIPTION	QUANTITY
1.	R-1053-1	Rod	1
2.	R-1056	Pinion (20T)	1
3.	R-1030	Washer	1
4.	R-1154-2	Boss	1
5.	A-7213	Key (6 x 6 x 15)	1
6.	A-9101	Handle	1
7.	C-1087-3	Lever	1
8.	R-2136	Knob	2
9.	R-1070	Rod	2
10.	R-1072	Lever	2
11.	R-1073	Fork	2
12.	NR-26	Arrow Plate	2
13.	A-1106	Socket Headless Set Screw (M8 x 8)	4
14.	A-8207	Spring	4
15.	A-9202	Ball (1/4")	4
16.	A-6004	O-Ring (P12)	5
17.	A-4009	Pin (Φ5 x 40L)	2
18.	A-4007	Pin (Φ5 x 30L)	2
19.	A-6009	O-Ring (P21)	1
20.	C-1028	Washer	1
21.	A-1510	Round Socket Head Cap Screw (M6 x 12)	2

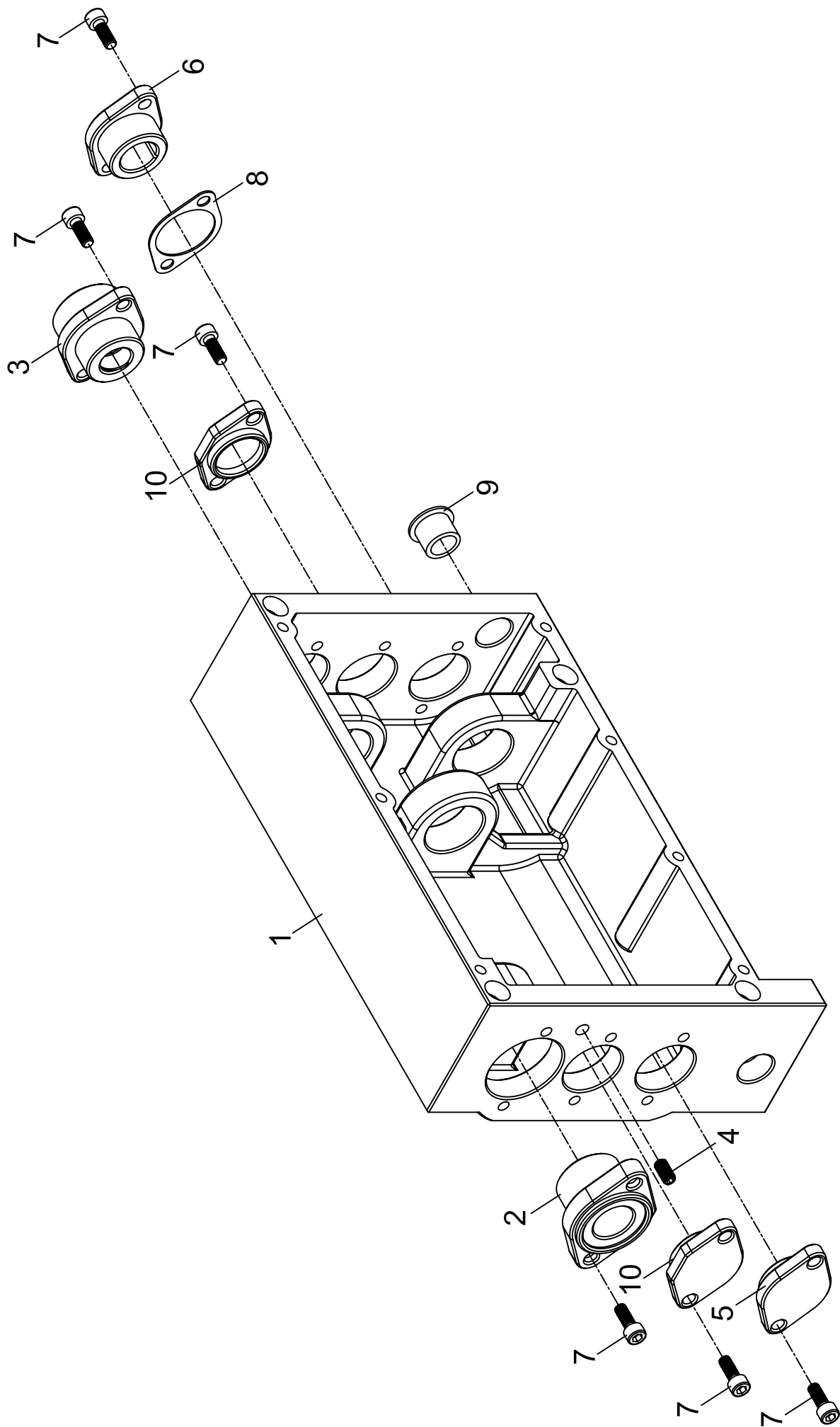
HEADSTOCK CONTROLS (VARIABLE SPEED)



HEADSTOCK CONTROLS (VARIABLE SPEED)

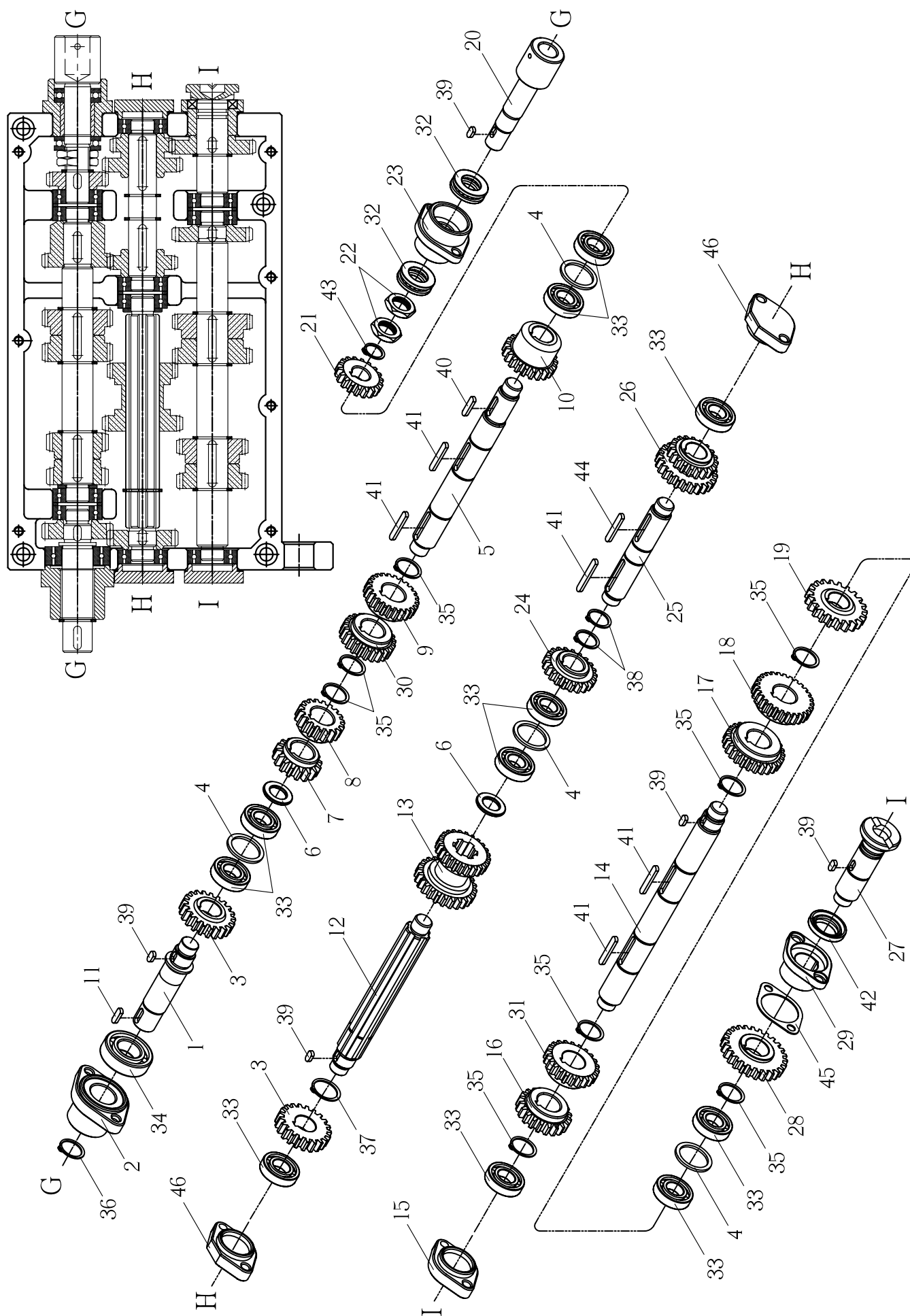
NO.	PART NO.	DESCRIPTION	QUANTITY
1.	R-1059	Rod	1
2.	R-1058	Gear (41T)	1
3.	A-1106	Socket Headless Set Screw (M8 x 8)	1
4.	R-1063	Lever	1
5.	A-4007	Pin (5 x 30L)	2
6.	R-1060	Bush	1
7.	A-6029	Oil Ring (AN62279)	2
8.	R-1065	Fork	2
9.	A-6006	O-Ring (P15)	1
10.	A-1112	Socket Headless Set Screw (M12 x 12)	1
11.	A-8202	Spring	1
12.	A-9205	Ball (3/8")	1
13.	A-3301	Criclip (S15)	1

INCH GEARBOX CASING



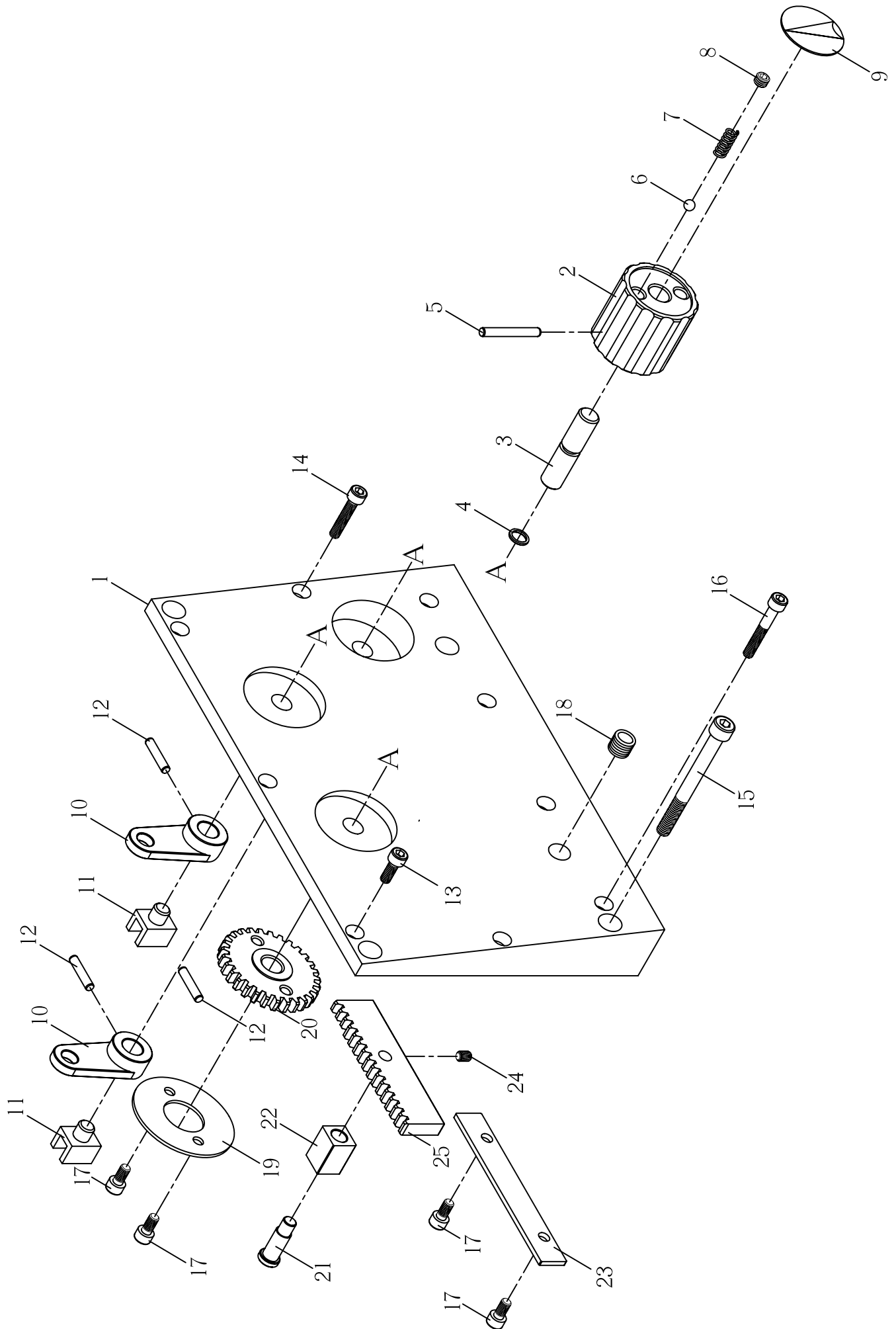
INCH GEAR BOX CASING

NO.	PART NO.	DESCRIPTION	QUANTITY
1.	R-2101	Inch Gearbox Case	1
2.	R-2104	Flange Bearing	1
3.	R-2129	Flange Bearing	1
4.	R-2115	Cover	2
5.	R-2119	Cover	1
6.	R-2135	Flange Bearing	1
7.	R-2115-1	Gasket	2
8.	R-2119-1	Gasket	2
9.	A-9500	Oil Sight	1
10.	A-1118	Socket Headless Set Screw (1/4PT)	1
11.	A-1203	Socket Head Cap Screw (M6 x 16)	12



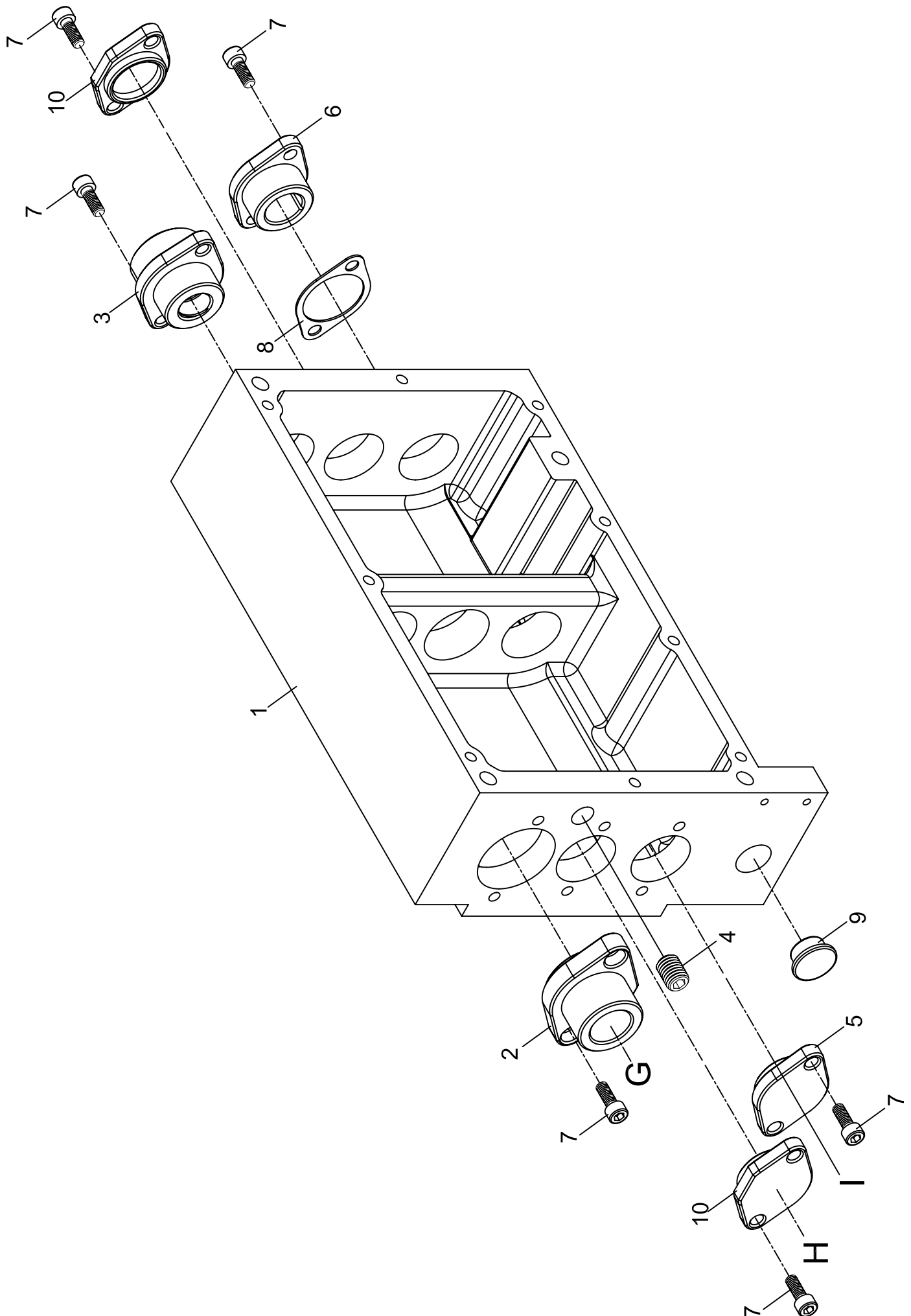
INCH GEAR BOX GEARS & SHAFTS

NO.	PART NO.	DESCRIPTION	QUANTITY	NO.	PART NO.	DESCRIPTION	QUANTITY
1.	R-2103	Drive Shaft (G)	1	36.	A-3305	Circlip (S19)	1
2.	R-2104	Flange Bearing	1	37.	A-3307	Circlip (S22)	1
3.	R-2105	Gear (21T)	2	38.	A-3304	Circlip (S18)	2
4.	R-2106	Washer	4	39.	A-7204	Key (5 x 5 x 10)	5
5.	R-2107	Top Shaft (G)	1	40.	A-7206	Key (5 x 5 x 20)	1
6.	R-2108	Washer	2	41.	A-7208	Key (5 x 5 x 30)	5
7.	R-2109	Gear (16T)	1	42.	A-5028	Oil Seal (TC20 x 32 x 5)	1
8.	R-2110	Gear (18T)	1	43.	A-3301	Circlip (S15)	1
9.	R-2113	Gear (24T)	1	44.	A-7209	Key (5 x 5 x 35)	1
10.	R-2114	Gear (21T)	1	45.	A-7205	Key (5 x 5 x 15)	1
11.	R-2115	Cover	2	46.	R-2115-1	Gasket	2
12.	R-2116	Spline Shaft (H)	1	47.	R-2119-1	Gasket	2
13.	R-2117	Gear (24T x 24T)	1				
14.	R-2118	Bottom Shaft (I)	1				
15.	R-2119	Cover	1				
16.	R-2121	Gear (20T)	1				
17.	R-2123	Gear (26T)	1				
18.	R-2124	Gear (28T)	1				
19.	R-2125	Gear (21T)	1				
20.	R-2126	Driven Shaft (G) / Leadscrew	1				
21.	R-2127	Gear (18T)	1				
22.	R-2128	Nut	2				
23.	R-2129	Flange Bearing	1				
24.	R-2130	Gear (21T)	1				
25.	R-2131	H-Shaft	1				
26.	R-2132	Gear (24T x 19T)	1				
27.	R-2133	Driven Shaft (I) / Feed rod	1				
28.	R-2134	Gear (26T)	1				
29.	R-2135	Flange Bearing	1				
30.	R-2147	Gear (23T)	1				
31.	R-2148	Gear (22T)	1				
32.	A-2021	Bearing (#51103)	2				
33.	A-2040	Bearing (#6002)	11				
34.	A-2026	Bearing (#6004)	1				
35.	A-3306	Circlip (S20)	8				



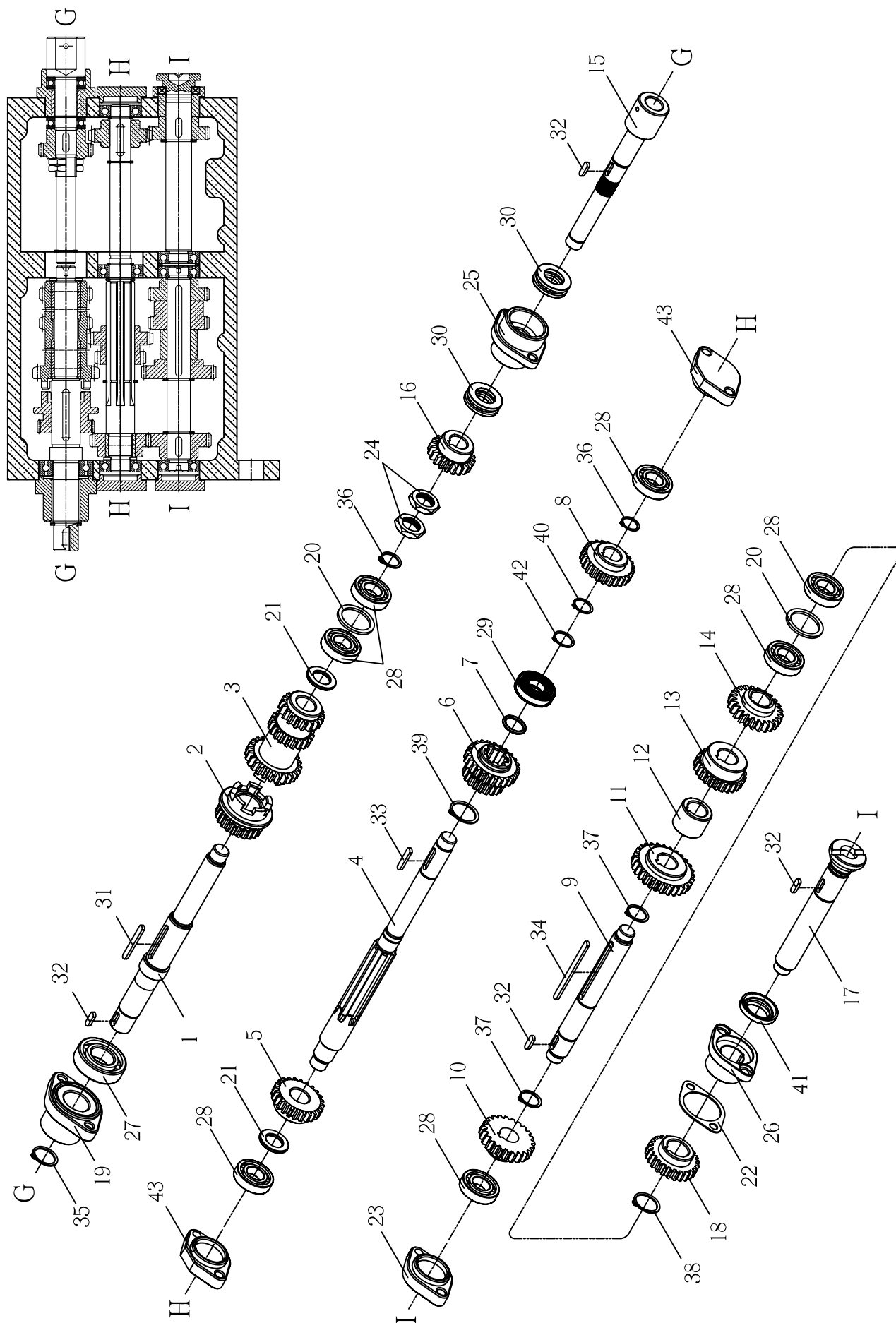
INCH GEAR BOX CONTROLS

NO.	PART NO.	DESCRIPTION	QUANTITY
1.	R-2102	Inch Gearbox Cover	1
2.	R-2136	Handle Knob	3
3.	R-2137	Knob Shaft	3
4.	A-6002	O-Ring (P10)	3
5.	A-4009	Pin (Φ5 x 40)	3
6.	A-9202	Steel Ball (Φ1/4")	6
7.	A-8207	Spring	6
8.	A-1142	Socket Headless Set Screw (M8 x 6)	6
9.	NR-26	Arrow Plate	3
10.	R-2145	Lever	2
11.	R-2146	Fork	2
12.	A-4006	Pin (Φ5 x 24)	3
13.	A-1203	Socket Head Cap Screw (M6 x 16)	3
14.	A-1206	Socket Head Cap Screw (M6 x 30)	2
15.	A-1208	Socket Head Cap Screw (M6 x 40)	4
16.	A-1263	Socket Head Cap Screw (M8 x 90)	4
17.	A-1202	Socket Head Cap Screw (M6 x 12)	4
18.	A-1118	Socket Headless Set Screw (1/4PT)	1
19.	R-2139	Plate	1
20.	R-1238	Gear 29T	1
21.	R-2142	Pivot	1
22.	R-2141	Fork	1
23.	R-2143	Guide Plate	1
24.	A-1139	Socket Headless Set Screw (M6 x 8)	1
25.	R-2140	Rack	1



METRIC GEAR BOX CASING

NO.	PART NO.	DESCRIPTION	QUANTITY
1.	R-2301	Metric Gearbox Case	1
2.	R-2104	Flange Bearing	1
3.	R-2129	Flange Bearing	1
4.	R-2115	Cover	2
5.	R-2119	Cover	1
6.	R-2135	Flange Bearing	1
7.	R-2115-1	Gasket	2
8.	R-2119-1	Gasket	2
9.	A-9500	Oil Sight	1
10.	A-1118	Socket Headless Set Screw (1/4PT)	1
11.	A-1203	Socket Head Cap Screw (M6 x 16)	12

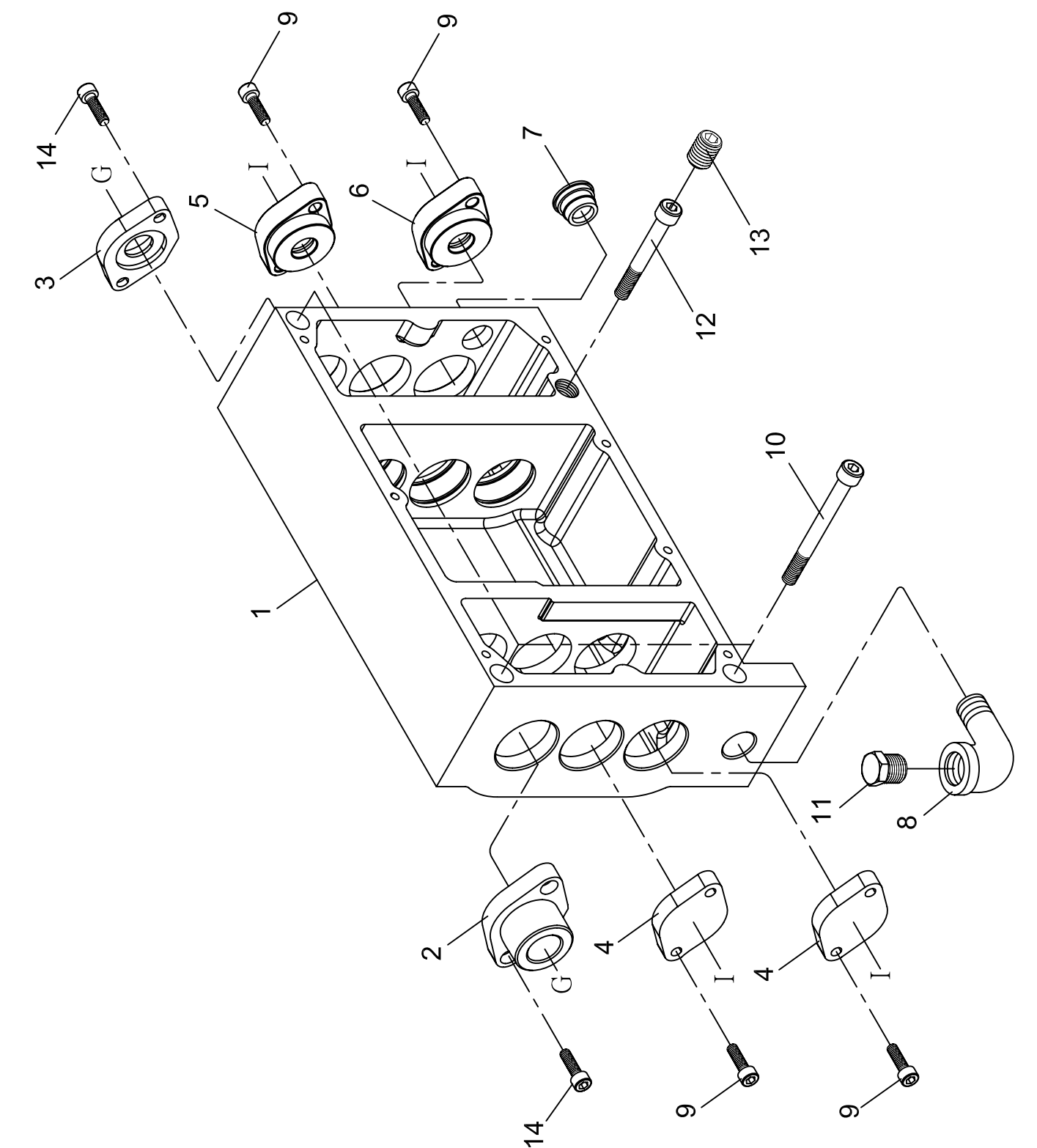


METRIC GEAR BOX GEARS & SHAFTS

NO.	PART NO.	DESCRIPTION	QUANTITY	NO.	PART NO.	DESCRIPTION	QUANTITY
1.	R-2303	Top Shaft (G)	1	36.	A-3301	Circlip (S15)	2
2.	R-2305	Gear (23T)	1	37.	A-3304	Circlip (S18)	2
3.	R-2306	Gear (24T x 20T x 18T)	1	38.	A-3306	Circlip (S20)	1
4.	R-2309	Spline Shaft (H)	1	39.	A-3307	Circlip (S22)	1
5.	R-2310	Gear (24T)	1	40.	A-3302	Circlip (S16)	1
6.	R-2311	Gear (20T x 25T)	1	41.	A-5028	Oil Seal (TC20 x 32 x 5)	1
7.	R-2312	Washer	1	42.	A-3303	Circlip (S17)	1
8.	R-2313	Gear (25T)	1	43.	R-2115-1	Gasket	2
9.	R-2315	Bottom Shaft (I)	1	44.	R-2119-1	Gasket	2
10.	R-2316	Gear (23T)	1				
11.	R-2317	Gear (28T)	1				
12.	R-2318	Bushing	1				
13.	R-2319	Gear (25T)	1				
14.	R-2320	Gear (24T)	1				
15.	R-2321	Driven Shaft (G)/Leadscrew	1				
16.	R-2323	Gear (20T)	1				
17.	R-2325	Driven Shaft (I)/Feed rod	1				
18.	R-2326	Gear (25T)	1				
19.	R-2104	Flange Bearing	1				
20.	R-2106	Washer	2				
21.	R-2108	Washer	2				
22.	R-2115	Cover	2				
23.	R-2119	Cover	1				
24.	R-2128	Nut $\Phi 5/8"$ -18NF	2				
25.	R-2129	Flange Bearing	1				
26.	R-2135	Flange Bearing	1				
27.	A-2026	Bearing (#6004)	1				
28.	A-2040	Bearing (#6002)	6				
29.	A-2024	Bearing (#6003)	1				
30.	A-2021	Bearing (#51103)	2				
31.	A-7210	Key (5 x 5 x 40)	1				
32.	A-7205	Key (5 x 5 x 15)	3				
33.	A-7207	Key (5 x 5 x 25)	1				
34.	A-7211	Key (5 x 5 x 70)	1				
35.	A-3305	Circlip (S19)	1				

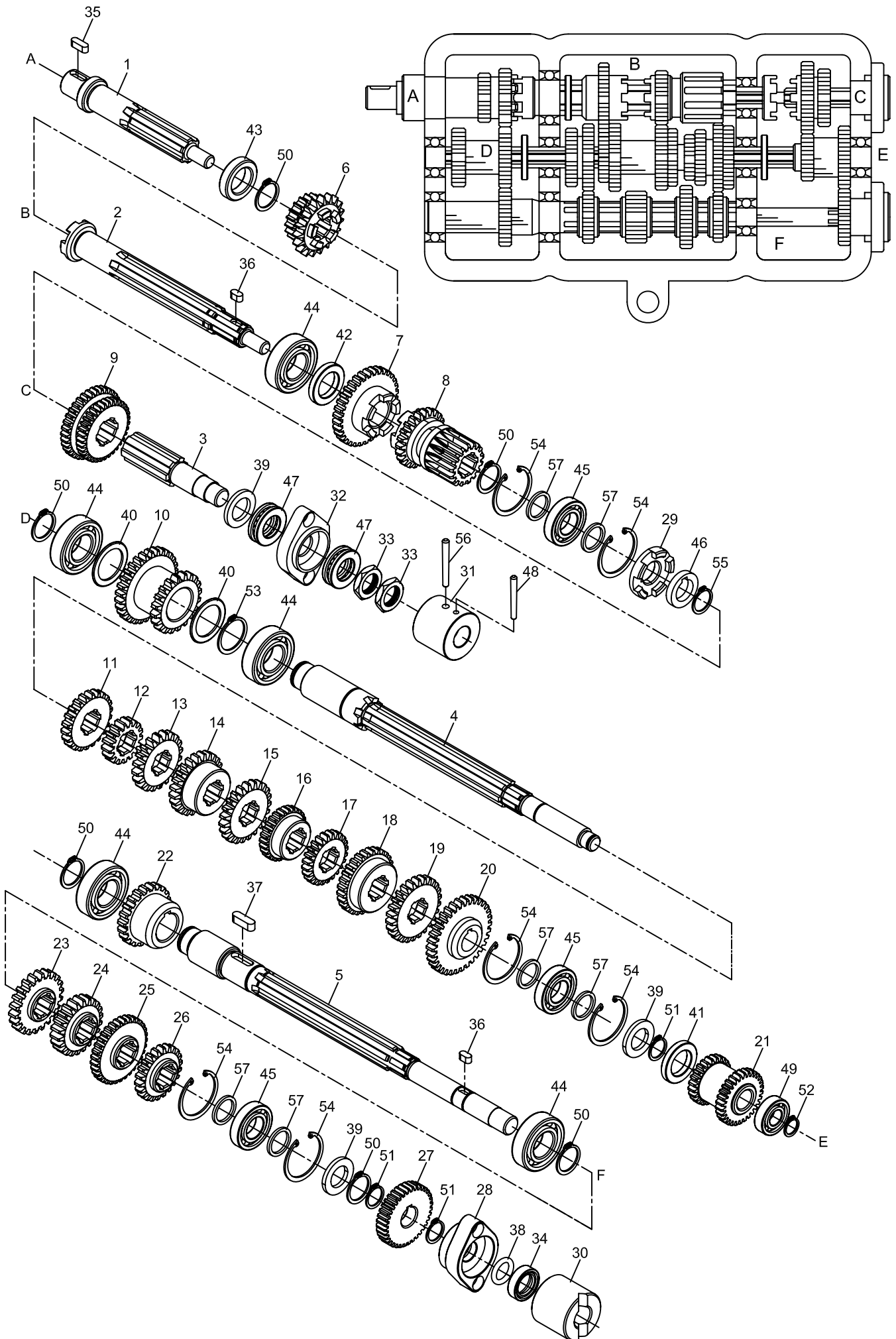
METRIC GEAR BOX CONTROLS

NO.	PART NO.	DESCRIPTION	QUANTITY
1.	R-2302	Metric Gearbox Cover	1
2.	R-2136	Handle Knob	3
3.	R-2137	Knob Shaft	3
4.	A-6002	O-Ring (P10)	3
5.	A-4009	Pin (Φ5 x 40)	3
6.	A-9202	Steel Ball (Φ1/4")	6
7.	A-8207	Spring	6
8.	A-1142	Socket Headless Set Screw (M8 x 6)	6
9.	NR-26	Arrow Plate	3
10.	R-2145	Lever	3
11.	R-2332	Fork	2
12.	A-4006	Pin (Φ5 x 24)	3
13.	A-1203	Socket Head Cap Screw (M6 x 16)	3
14.	A-1206	Socket Head Cap Screw (M6 x 30)	2
15.	A-1208	Socket Head Cap Screw (M6 x 40)	4
16.	A-1263	Socket Head Cap Screw (M8 x 90)	4
17.	R-2331	Fork	1
18.	A-1118	Socket Headless Set Screw (1/4PT)	1

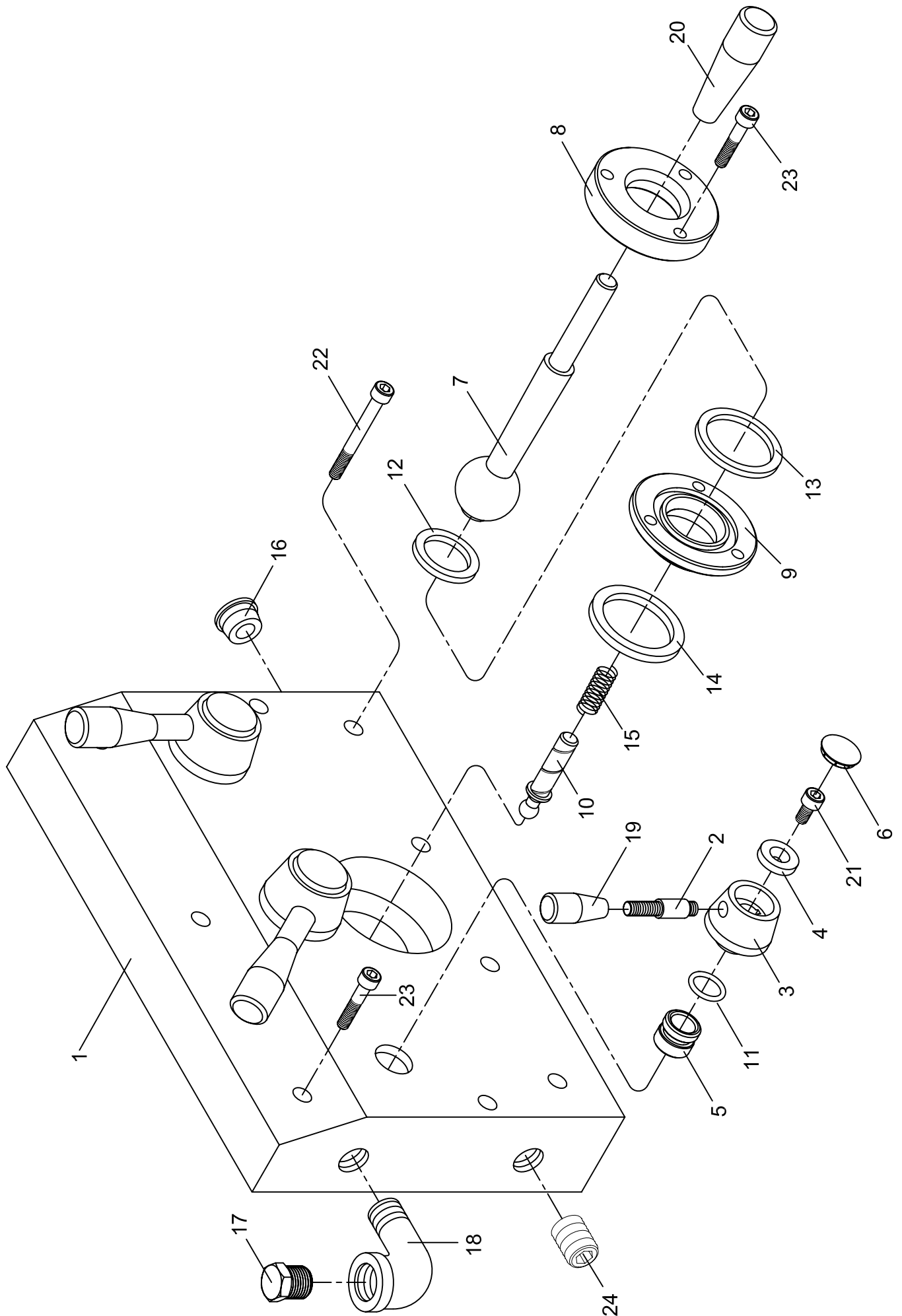


UNIVERSAL GEAR BOX CASING (OPTIONAL)

NO.	PART NO.	DESCRIPTION	QUANTITY
1.	R-2401	Gearbox Casting	1
2.	R-2404	Flange Bearing	1
3.	R-2416	Flange Bearing	1
4.	R-2418	Cover	2
5.	R-2435	Flange Bearing	1
6.	R-2445	Flange Bearing	1
7.	A-9500	Oil Sight	1
8.	A-0507	Elbow (3/8PT)	1
9.	A-1203	Socket Head Cap Screw (M6 x 16)	8
10.	A-1256	Socket Head Cap Screw (M8 x 85)	3
11.	A-0578	Plug (3/8PT)	1
12.	A-1242	Socket Head Cap Screw (M8 x 60)	1
13.	A-1172	Socket Headless Set Screw (M16 x 16)	1
14.	A-1202	Socket Head Cap Screw (M6 x 12)	4

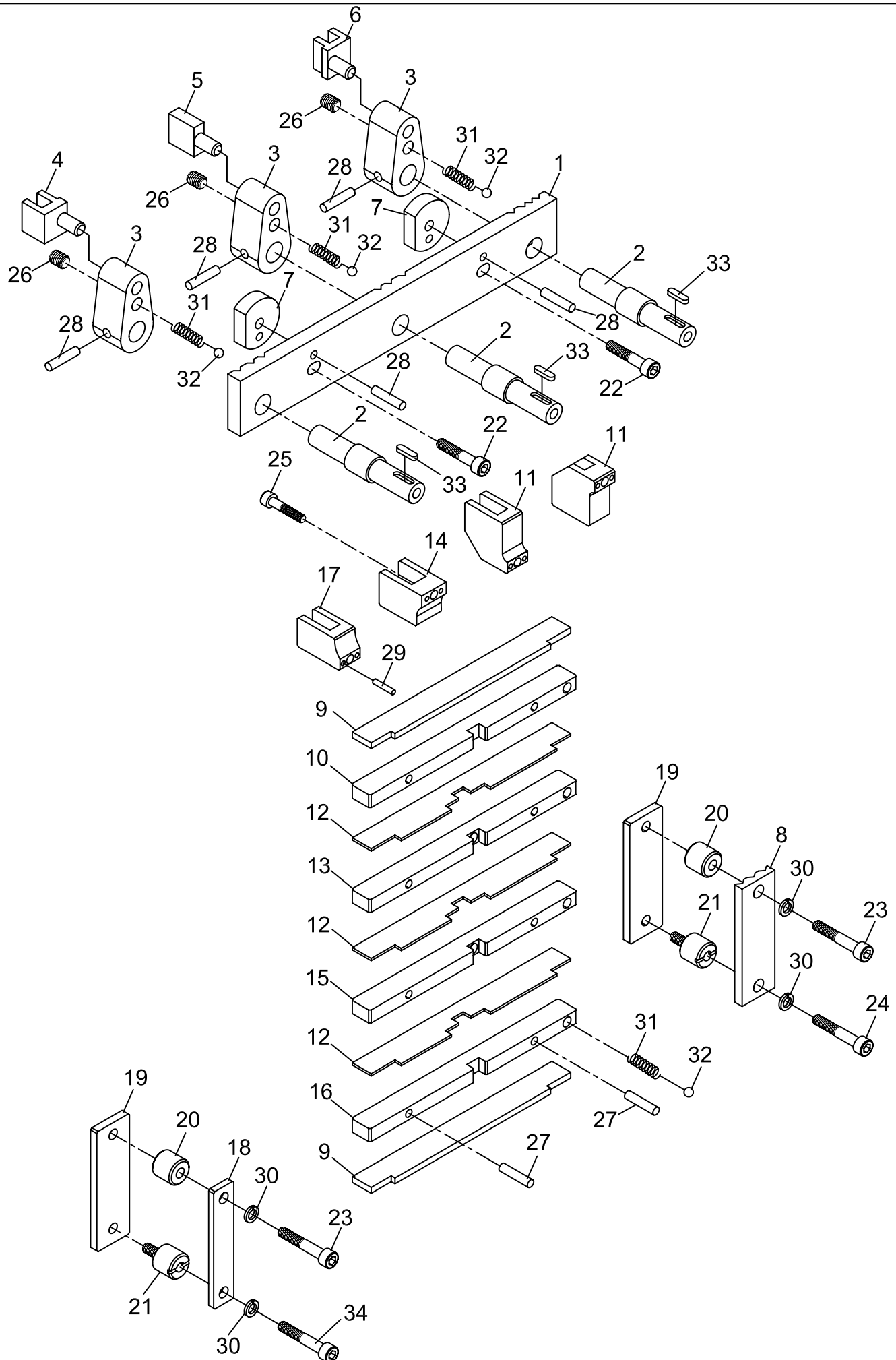


<u>NO.</u>	<u>PART NO.</u>	<u>DESCRIPTION</u>	<u>QUANTITY</u>	<u>NO.</u>	<u>PART NO.</u>	<u>DESCRIPTION</u>	<u>QUANTITY</u>
1.	R-2403	Driver Shaft (A)	1	36.	A-7204	Key (5 x 5 x 10)	2
2.	R-2407	Top Shaft (B)	1	37.	A-7214	Key (6 x 6 x 20)	1
3.	R-2413	Drive Shaft (C) / Leadscrew	1	38.	A-6006	O-Ring (P15)	1
4.	R-2419	Middle Shaft (E)	1	39.	T-2043	Washer	3
5.	R-2437	Bottom Shaft (F)	1	40.	R-2421	Washer	2
6.	R-2406	Gear (19T x 19T)	1	41.	R-2108	Washer	1
7.	R-2409	Gear (34T)	1	42.	R-2408	Washer	1
8.	R-2410	Gear (23T x 17T)	1	43.	T-2005	Washer	1
9.	R-2414	Gear (35T x 35T)	1	44.	A-2041	Bearing (#6904)	5
10.	R-2420	Gear (30T x 20T)	1	45.	A-2003	Bearing (#16003)	3
11.	R-2422	Gear (22T)	1	46.	T-2012	Washer	1
12.	R-2423	Gear (17T)	1	47.	A-2021	Bearing (#51103)	2
13.	R-2424	Gear (20T)	1	48.	R-2415-1	Taper Pin (Φ5 x 45)	1
14.	R-2425	Gear (24T)	1	49.	A-2046	Bearing (#6001)	1
15.	R-2426	Gear (23T)	1	50.	A-3306	Circlip (S20)	6
16.	R-2427	Gear (27T)	1	51.	A-3301	Circlip (S15)	1
17.	R-2428	Gear (24T)	1	52.	A-3322	Circlip (S12)	1
18.	R-2429	Gear (28T)	1	53.	A-3309	Circlip (S25)	1
19.	R-2430	Gear (26T)	1	54.	A-3200	Circlip (R35)	6
20.	R-2431	Gear (34T)	1	55.	A-3303	Circlip (S17)	1
21.	R-2434	Gear (24T x 30T)	1	56.	A-4008	Spring Pin (Φ5 x 36)	1
22.	R-2438	Gear (22T)	1	57.	R-2477	Spacer	6
23.	R-2439	Gear (22T)	1				
24.	R-2440	Gear (22T)	1				
25.	R-2441	Gear (33T)	1				
26.	R-2442	Gear (22T)	1				
27.	R-2444	Gear (36T)	1				
28.	R-2445	Flange Bearing	1				
29.	R-2411	Clutch	1				
30.	R-2436	Coupling	1				
31.	R-2415	Coupling	1				
32.	R-2416	Flange Bearing	1				
33.	R-2128	Nut	2				
34.	A-5017	Oil Seal (TC32 x 15 x 7)	1				
35.	A-7205	Key (5 x 5 x 15)	1				



<u>NO.</u>	<u>PART NO.</u>	<u>DESCRIPTION</u>	<u>QUANTITY</u>
1.	R-2402	Gearbox Cover	1
2.	R-2448	Lever	3
3.	R-2449	Boss	3
4.	R-1030	Washer	3
5.	C-2029	Bush	3
6.	R-9505	Plug	3
7.	C-2035	Lever	1
8.	C-2033	Cover	1
9.	C-2032	Seating	1
10.	C-2034	Selector	1
11.	A-6006	O-Ring (P15)	3
12.	A-6015	O-Ring (P29)	1
13.	A-6017	O-Ring (P36)	1
14.	A-6018	O-Ring (P38)	1
15.	A-8407	Spring	1
16.	A-9500	Oil Sight 19	1
17.	A-0507	Plug(3/8PT)	1
18.	A-0578	Elbow (3/8PT)	1
19.	A-9100	Handle	3
20.	A-9107	Handle	1
21.	A-1202	Socket Head Cap Screw (M6 x 12)	3
22.	A-1247	Socket Head Cap Screw (M6 x 55)	6
23.	A-1207	Socket Head Cap Screw (M6 x 35)	6
24.	A-1121	Plug (3/8PT)	1

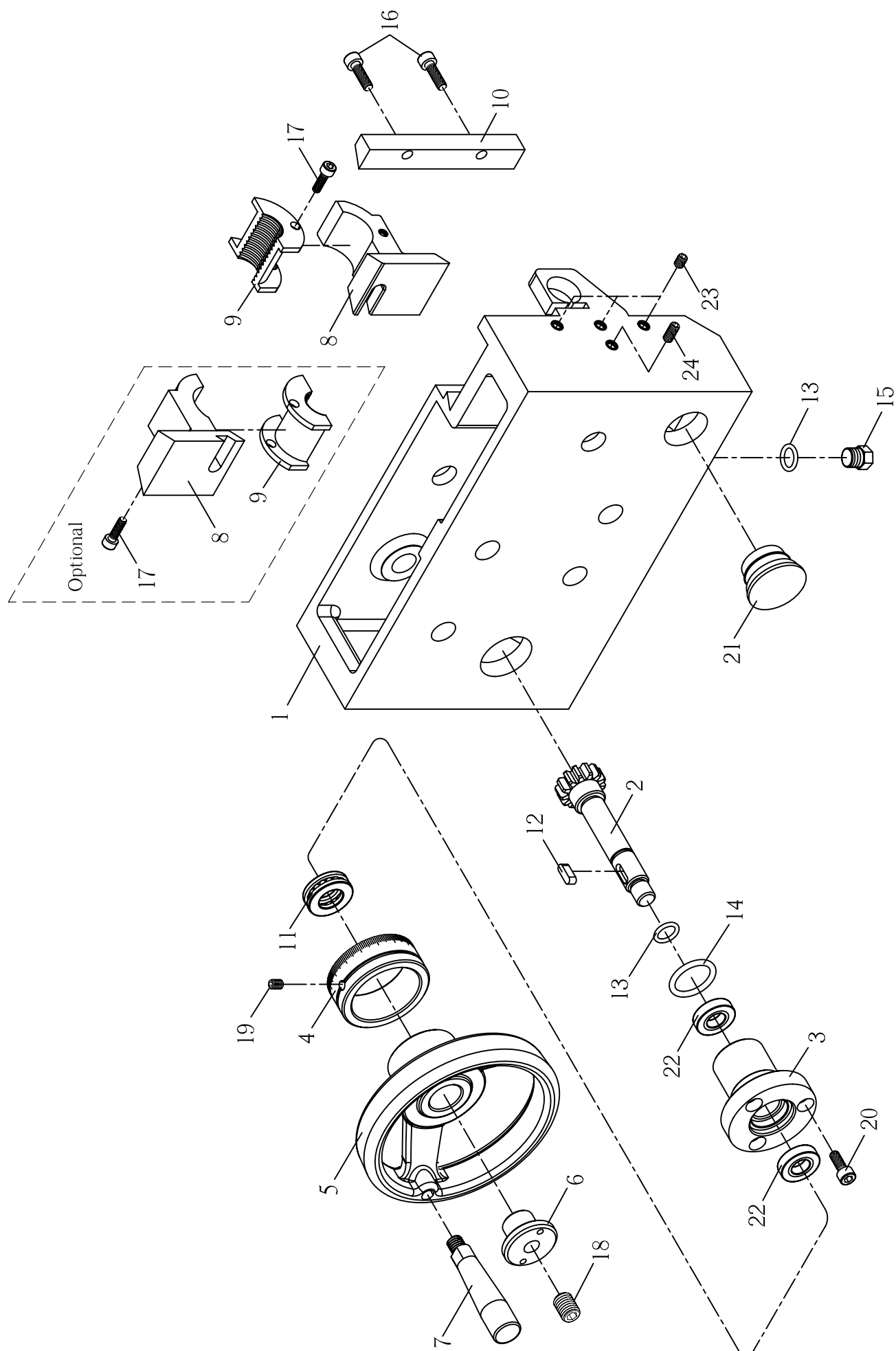
UNIVERSAL GEARBOX CONTROLS (Optional)



UNIVERSAL GEAR BOX CONTROLS (OPTIONAL)

NO.	PART NO.	DESCRIPTION	QUANTITY
1.	R-2447	Selector Bar	1
2.	R-2451	Selector Shaft	3
3.	T-2053	Levers	3
4.	R-2454	Shift Fork	1
5.	R-2455	Shift Pad	1
6.	R-2456	Shift Fork	1
7.	T-2057	Pad	2
8.	R-2467	Detent Plate	1
9.	R-2468	Top & Bottom Plate	2
10.	R-2469	Guide Plate	1
11.	R-2470	Fork	2
12.	R-2471	Dividing Plate	3
13.	R-2472	Gear Bar	1
14.	R-2473	Fork	1
15.	R-2474	Gear Bar	1
16.	R-2475	Gear Bar	1
17.	R-2476	Fork	1
18.	R-2466	Plate	1
19.	R-2465	Bar	2
20.	R-2463	Spacer	2
21.	R-2464	Spacer	2
22.	A-1206	Socket Head Cap Screw (M6 x 30)	2
23.	A-1207	Socket Head Cap Screw (M6 x 35)	2
24.	A-1203	Socket Head Cap Screw (M6 x 16)	1
25.	A-1292	Socket Head Cap Screw (M5 x 20)	4
26.	A-1142	Socket Headless Set Screw (M8 x 6)	3
27.	A-4004	Pin (Φ5 x 10)	8
28.	A-4006	Pin (Φ5 x 24)	5
29.	A-4000	Pin (Φ3 x 10)	8
30.	A-1801	Spring Washer	4
31.	A-8506	Spring	7
32.	A-9202	Ball	7
33.	A-7202	Key (4 x 4 x15)	3
34.	A-1202	Socket Head Cap Screw (M6 x 12)	1

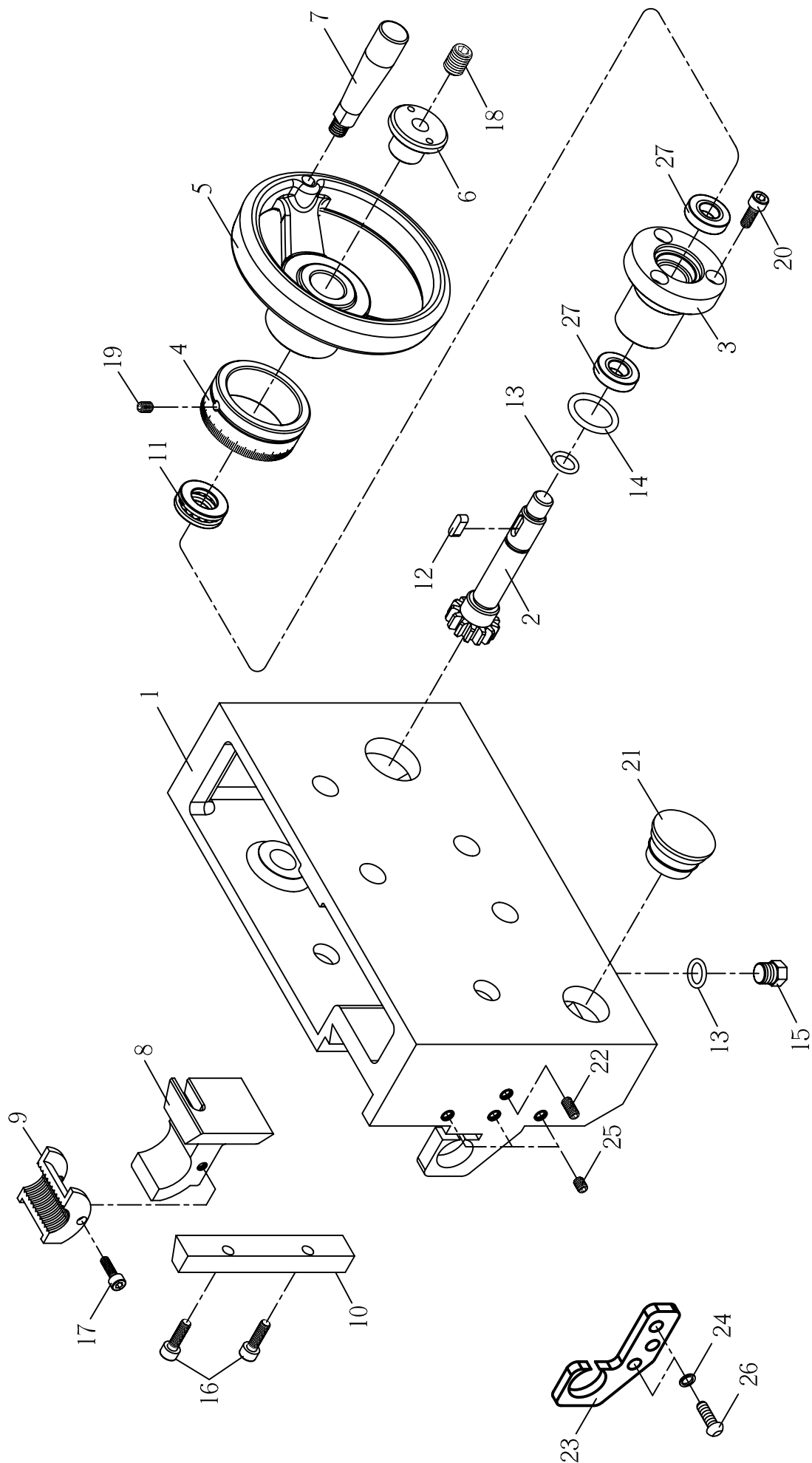
APRON (LEFT HAND)



APRON (LEFT-HAND)

NO.	PART NO.	DESCRIPTION	QUANTITY
1.	R-3301-2	Apron Case (L.H.)	1
2.	R-3006	Gear Shaft (13T)	1
3.	R-3005	Bushing	1
4.	R-3004	Index Ring (Metric)	1
	R-3035	Index Ring (Inch)	1
5.	R-3003	Handwheel	1
6.	R-3033	Plug	1
7.	T-4007	Handle	1
8.	R-3027-2	{ Half-Nut Bracket Set	1
		{ Half-Nut Bracket Set (Optional USA)	2
9.	R-3026	{ Half-Nut Set (Inch)	1
		{ Half-Nut Set (Inch) (Optional USA)	2
	R-3326	{ Half-Nut Set (Metric)	1
		{ Half-Nut Set (Metric) (Optional USA)	2
	R-3426-1	{ Half-Nut Set (Universal-Metric)	1
		{ Half-Nut Set (Universal-Metric) (Optional USA)	2
	R-3426-2	{ Half-Nut Set (Universal-Inch)	1
		{ Half-Nut Set (Universal-Inch) (Optional USA)	2
10.	R-3028	Strip	1
11.	A-2000	Bearing (#1528)	1
12.	A-7205	Key (5 x 5 x 15)	1
13.	A-6004	O-Ring (P12)	2
14.	A-6012	O-Ring (P24)	1
15.	A-1426	Plug (M12 x 16)	1
16.	A-1204	Socket Head Cap Screw (M6 x 20)	2
17.	A-1239	{ Socket Head Cap Screw (M5 x 15)	1
		{ Socket Head Cap Screw (M5 x 15) (Optional USA)	2
18.	A-1112	Socket Headless Set Screw (M12 x 12)	1
19.	A-1100	Socket Headless Set Screw (M6 x 6)	1
20.	A-1203	Socket Head Cap Screw (M6 x 16)	3
21.	A-9501	Oil Sight (Φ29)	1
23.	A-1102	Socket Headless Set Screw (M6 x 12)	3
24.	A-1812	Spring Washer (Φ6)	4
25.	A-1512	Cross Recessed Head Screw (M6 x 10)	2
26.	A-1105	Socket Headless Set Screw (M6 x 30)	1
27.	A-2207	Bearing (#6802ZZ)	2

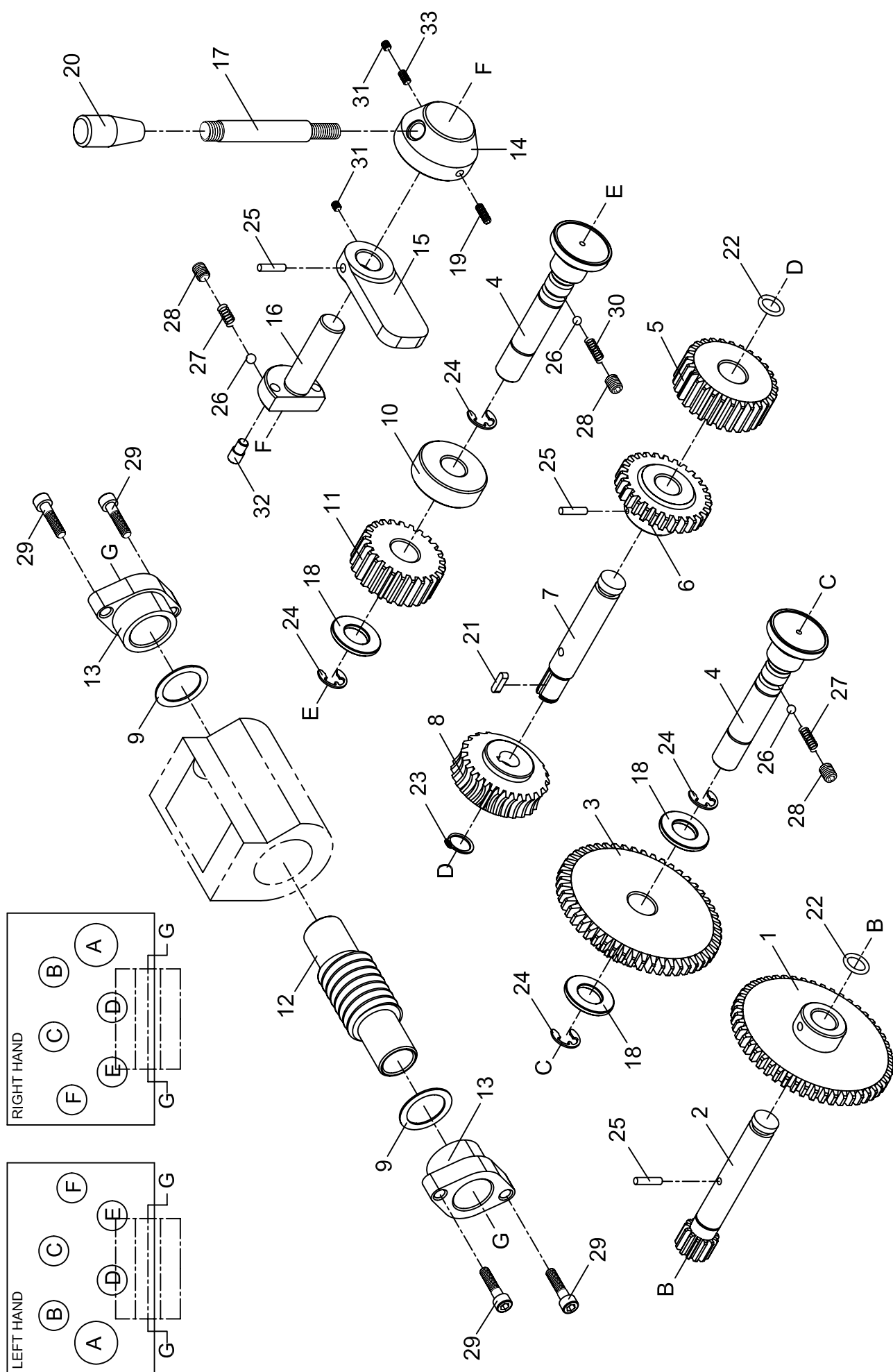
APRON (RIGHT HAND)



APRON (RIGHT-HAND)

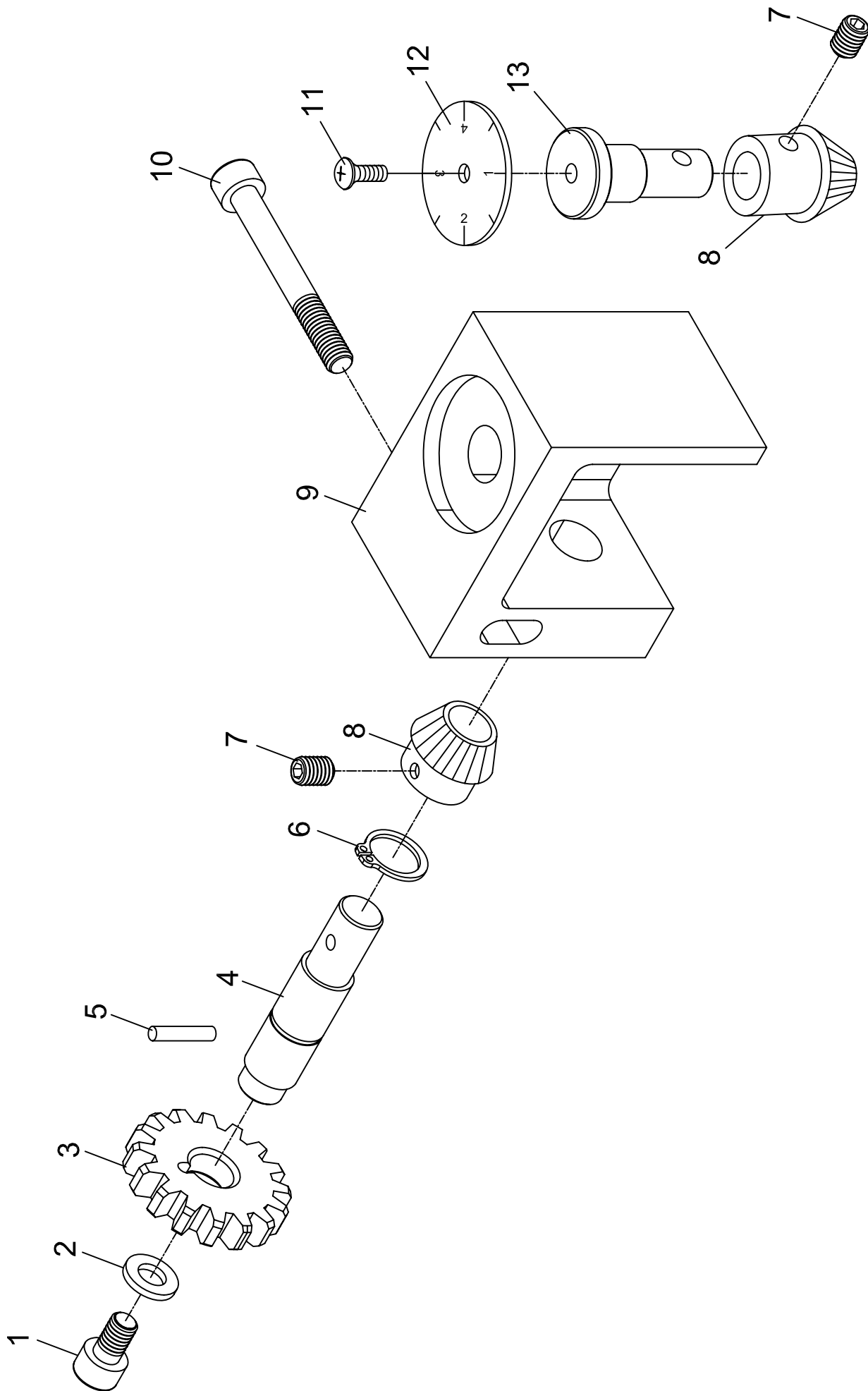
NO.	PART NO.	DESCRIPTION	QUANTITY
1.	R-3301-1	Apron Case (R.H.)	1
2.	R-3006	Gear Shaft (13T)	1
3.	R-3005	Bushing	1
4.	R-3004	Index Ring (Metric)	1
	R-3035	Index Ring (Inch)	1
5.	R-3003	Handwheel	1
6.	R-3033	Plug	1
7.	T-4007	Handle	1
8.	R-3027-1	Half-Nut Bracket Set	1
9.	R-3026	Half-Nut Set (Inch)	1
	R-3326	Half-Nut Set (Metric)	1
	R-3426-1	Half-Nut Set (Universal-Metric)	1
	R-3426-2	Half-Nut Set (Universal-Inch)	1
10.	R-3028	Strip	1
11.	A-2000	Bearing (#1528)	1
12.	A-7205	Key (5 x 5 x 15)	1
13.	A-6004	O-Ring (P12)	2
14.	A-6012	O-Ring (P24)	1
15.	A-1426	Plug (M12 x 16)	1
16.	A-1204	Socket Head Cap Screw (M6 x 20)	2
17.	A-1239	Socket Head Cap Screw (M5 x 15)	1
18.	A-1112	Socket Headless Set Screw (M12 x 12)	1
19.	A-1100	Socket Headless Set Screw (M6 x 6)	1
20.	A-1203	Socket Head Cap Screw (M6 x 16)	3
21.	A-9501	Oil Sight (Φ29)	1
22.	T-7057	Cover	1
23.	R-3038-1	Bracket	1
24.	A-1812	Spring Washer (Φ6)	4
25.	A-1512	Cross Recessed Head Screw (M6 x 10)	2
26.	A-1510	Cross Recessed Head Screw (M6 x 12)	2
27.	A-2207	Bearing (#6802ZZ)	2
28.	A-1102	Socket Headless Set Screw (M6 x 12)	3
29.	A-1105	Socket Headless Set Screw (M6 x 30)	1

APRON CONTROLS



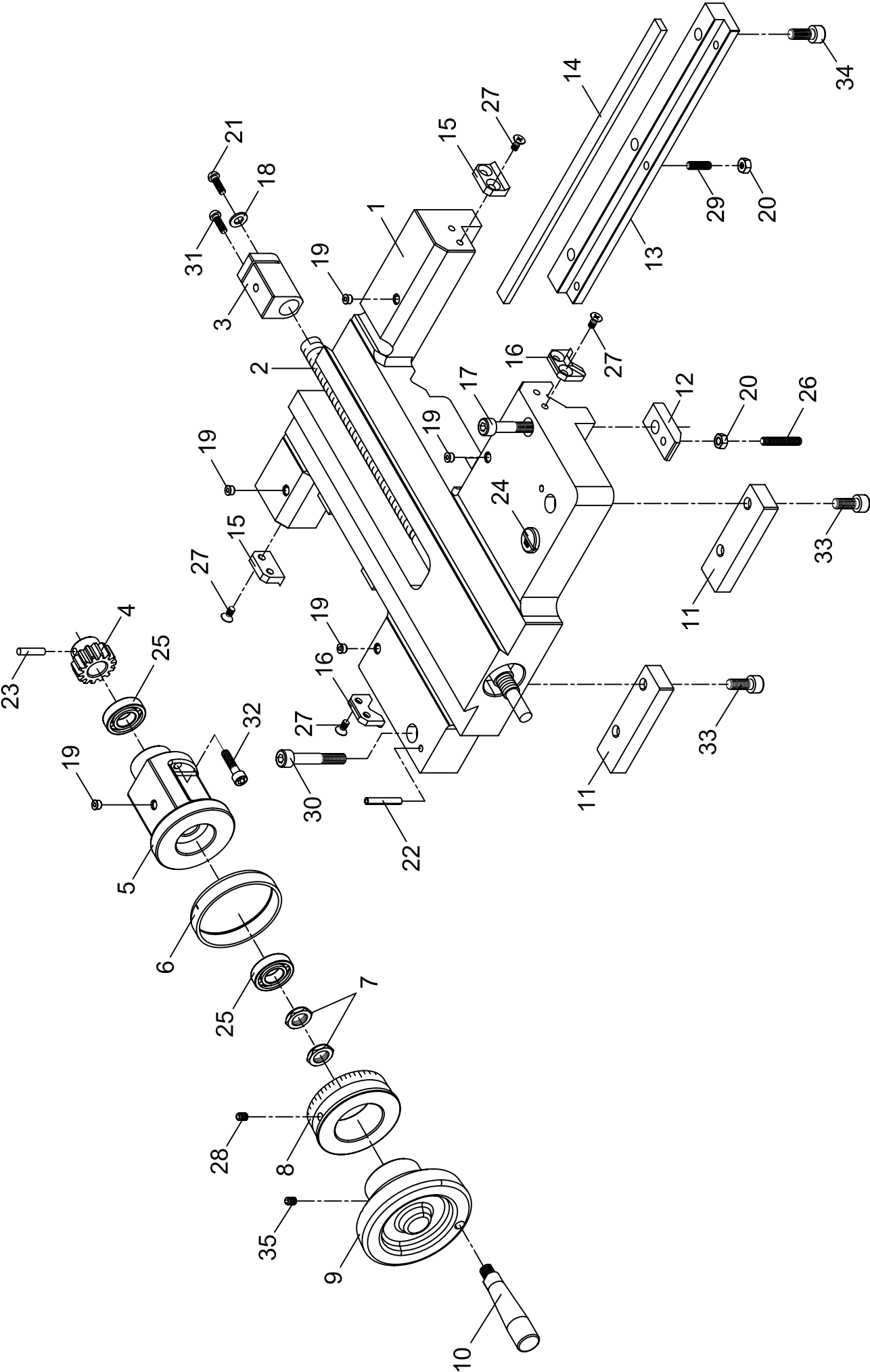
APRON CONTROLS

NO.	PART NO.	DESCRIPTION	QUANTITY
1.	R-3007	Gear (50T)	1
2.	R-3008	Gear Shaft (13T)	1
3.	R-3009	Gear (20T x 51T)	1
4.	R-3019	Pull-Push Lever (C.E)	2
5.	R-3014	Gear (28T)	1
6.	R-3015	Gear (28T)	1
7.	R-3013	Shaft (D)	1
8.	R-3016	Worm Gear (28T)	1
9.	R-3017-1	Washer	2
10.	R-3020	Collar	1
11.	R-3021	Gear (25T)	1
12.	R-3017	Worm	1
13.	R-3018	Bushing	2
14.	R-3024	Handle Boss	1
15.	R-3022	Lever	1
16.	R-3025	Cam Shaft	1
17.	R-3023	Lever	1
18.	R-3011	Washer	3
19.	A-1130	Socket Headless Set Screw (M6 x 15)	1
20.	A-9101	Handle	1
21.	A-7202	Key (4 x 4 x 150)	1
22.	A-6004	O-Ring (P12)	2
23.	A-3300	Circlip (S14)	1
24.	A-3104	Circlip (E12)	4
25.	A-4007	Pin (Φ5 x 30)	3
26.	A-9202	Ball (Φ1/4")	3
27.	A-8406	Spring	2
28.	A-1106	Socket Headless Set Screw (M8 x 8)	3
29.	A-1204	Socket Head Cap Screw (M6 x 20)	4
30.	A-8207	Spring	1
31.	A-1100	Socket Headless Set Screw (M6 x 6)	2
32.	R-3025-2	Bush	1
33.	A-1102	Socket Headless Set Screw (M6 x 12)	1



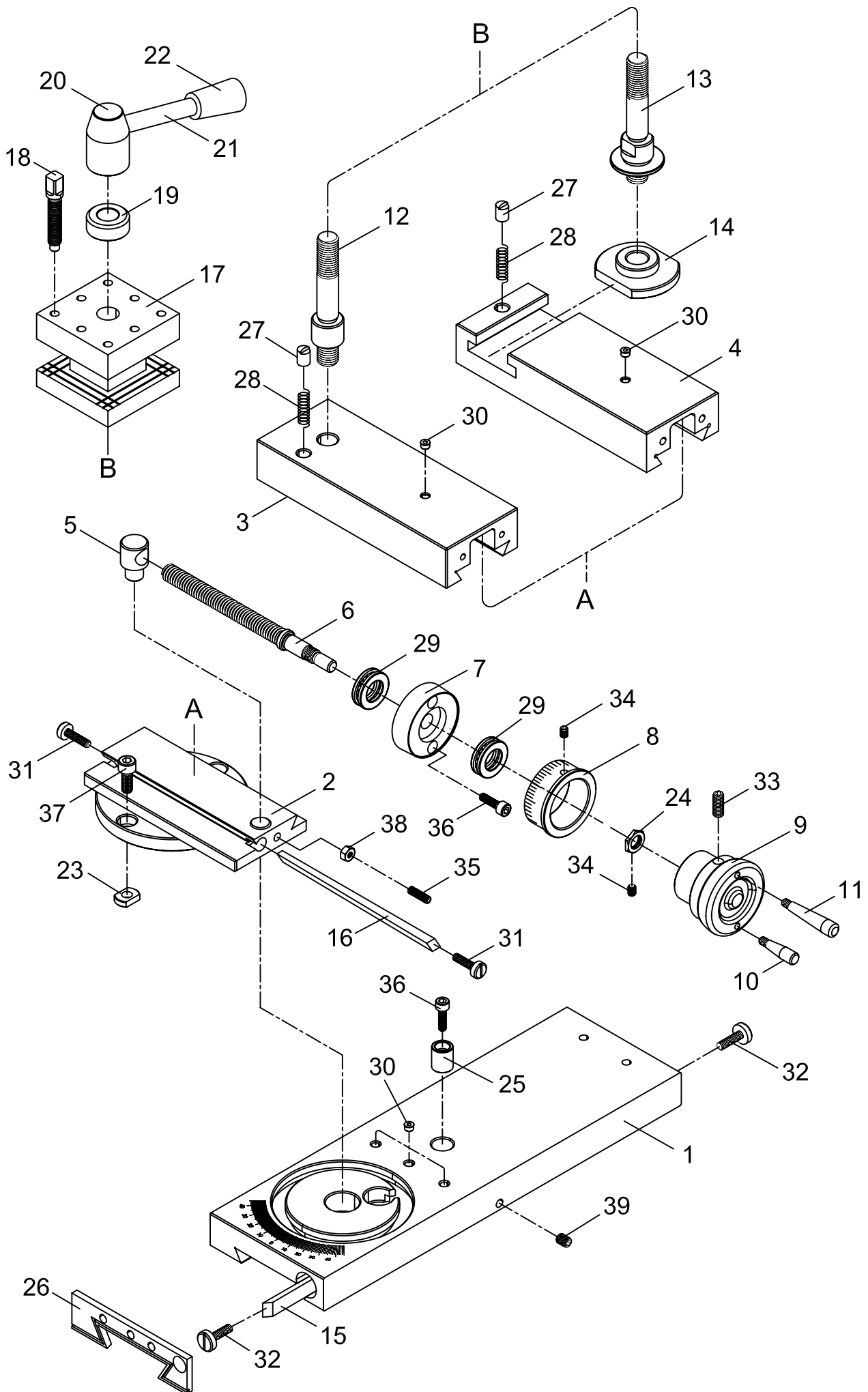
THREADING DIALS

NO.	PART NO.	DESCRIPTION	QUANTITY
1.	A-1231	Socket Head Cap Screw (M6 x 10)	1
2.	A-1901	Washer (Φ6)	1
3.	R-3031	Gear 24T (Imperial)	1
	R-3331-1	Gear 18T (Metric)	1
	C-3082	Gear 18T (Universal / Metric)	1
4.	R-3430	Gear Shaft	1
5.	A-4018	Pin (Φ3 x 5)	1
6.	A-3322	Circlip (S12)	1
7.	A-1100	Socket Headless Set Screw (M6 x 6)	2
8.	R-3437	Bevel Gear	2
9.	R-3029	Guard	1
10.	A-1248	Socket Head Cap Screw (M6 x 50)	1
11.	A-1526	Cross Recessed Head Screw (M4 x 6)	1
12.	NR-30	Metric Dial	1
	NR-29	Imperial Dial	1
13.	R-3330	Stem	1



CARRIAGE

NO.	PART NO.	DESCRIPTION	QUANTITY	NO.	PART NO.	DESCRIPTION	QUANTITY
1.	R-4401	Carriage Casting	1	31.	A-1510	Button Head Cap Screw (M6 x 12)	1
2.	R-4003-1	Cross Feed Screw (Metric)	1	32.	A-1204	Socket Head Cap Screw (M6 x 20)	2
	R-4003-2	Cross Feed Screw (Imperial)	1	33.	A-1212	Socket Head Cap Screw (M8 x 16)	4
3.	R-4004-1	Cross Feed Nut (Metric)	1	34.	A-1213	Socket Head Cap Screw (M8 x 20)	3
	R-4004-2	Cross Feed Nut (Imperial)	1	35.	A-1123	Socket Headless Set Screw (M8 x 16)	1
4.	R-4005	Cross Feed Pinion	1				
5.	R-4006	Cross Feed Keeper	1				
6.	R-4023	Collar	1				
7.	R-4007	Thrust Nut	2				
8.	R-4008	Index Ring (Metric)	1				
	R-4020	Index Ring (Imperial)	1				
	R-4025-1	Dual Dial (Metric)	1				
	R-4025	Dual Dial (Imperial)	1				
9.	R-4024	Handwheel	1				
10.	T-4007	Handle	1				
11.	R-4013	Front Strip	2				
12.	R-4016	Clamp	1				
13.	R-4014	Rear Strip	1				
14.	R-4022	Rear Gib	1				
15.	R-4015-1	Flat Wiper	2				
16.	R-4015	Vee Wiper	2				
17.	A-1238	Socket Head Cap Screw (M10 x 55)	1				
18.	A-1917	Washer (Φ6)	1				
19.	A-9300	Oiler	5				
20.	A-1700	Nut (M6)	4				
21.	A-1614	Button Head Cap Screw (M6 x 8)	1				
22.	A-4008	Pin (Φ5 x 36)	2				
23.	A-4006	Pin (Φ5 x 24)	1				
24.	F-4008	Oil Cap	1				
25.	A-2006	Bearing (#2902)	2				
26.	A-1105	Socket Headless Set Screw (M6 x 30)	1				
27.	A-1605	Cross Recessed Head Screw (M5 x 10)	8				
28.	A-1101	Socket Headless Set Screw (M6 x 10)	1				
29.	A-1104	Socket Headless Set Screw (M6 x 20)	3				
30.	A-1216	Socket Head Cap Screw (M8 x 40)	2				



CROSS & COMPOUND SLIDES

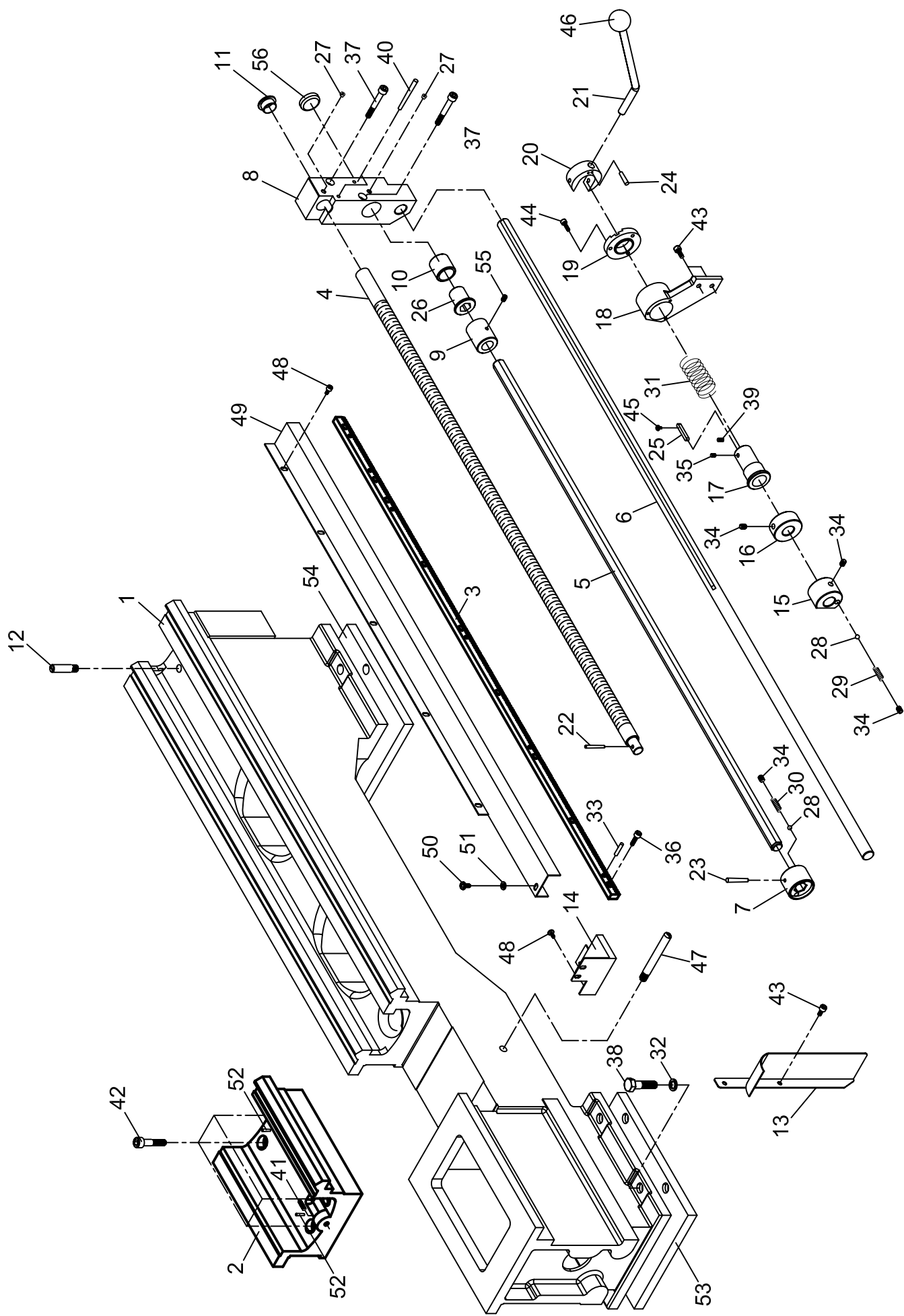
NO.	PART NO.	DESCRIPTION	QUANTITY	NO.	PART NO.	DESCRIPTION	QUANTITY
1.	R-4002	Cross Slide	1	31.	R-5010	Gib Screw	2
2.	R-5001	Swivel Base	1	32.	C-4032	Gib Screw	2
3.	R-5002	Top Slide	1	33.	A-1129	Socket Headless Set Screw (M8 x 20)	1
4.	R-5021	Slotted Top Slide (Optional)	1	34.	A-1100	Socket Headless Set Screw (M6 x 6)	2
5.	R-5004-1	Nut (Metric)	1	35.	A-1104	Socket Headless Set Screw (M6 x 20)	1
	R-5004-2	Nut (Imperial)	1				
6.	R-5003-1	Lead Screw (Metric)	1	36.	A-1204	Socket Head Cap Screw (M6 x 20)	3
	R-5003-2	Lead Screw (Imperial)	1	37.	A-1278	Socket Head Cap Screw (M8 x 18)	2
7.	R-5006	Keeper	1	38.	A-1728	Nut (M6)	1
8.	R-5007	Index Ring (Metric)	1	39.	A-1123	Socket Headless Set Screw (M8 x 16)	1
	R-5020	Index Ring (Imperial)	1				
	R-5025-1	Index Ring (Dual /Metric)	1				
	R-5025	Index Ring (Dual /Imperial)	1				
9.	R-5024	Hand wheel	1				
10.	R-5019	Handle (Short)	1				
11.	R-5009	Handle (Long)	1				
12.	R-5015	Stud	1				
13.	R-5022	T-Slot Stud (Optional)	1				
14.	R-5023	T-Slot Clamp (Optional)	1				
15.	R-4011	Gib	1				
16.	R-5011	Gib	1				
17.	R-5013-1	4-Ways Toolpost	1				
18.	R-5014-1	Toolpost Screw	8				
19.	R-5016	Washer	1				
20.	R-5017	Handle Boss	1				
21.	R-3023	Handle Lever	1				
22.	A-9101	Handle	1				
23.	R-4019	Clamp Nut	2				
24.	R-5005	Nut	1				
25.	R-4018	Bush	1				
26.	R-4029	Wiper	1				
27.	R-5012	Stopper	1				
28.	A-8205	Spring	1				
29.	A-2021	Bearing (# 51103)	2				
30.	A-9300	Oiler	4				

This technical drawing is an exploded view of a mechanical assembly, showing 37 individual components numbered 1 through 37. The components are arranged to show their relative positions and how they fit together. Key parts include a main housing (1), a central shaft assembly (2, 3, 4, 5, 6, 7, 8, 9, 10, 11, 12, 13, 14, 15, 16, 17, 18, 19, 20, 21, 22, 23, 24, 25, 26, 27, 28, 29, 30, 31, 32, 33, 34, 35, 36, 37). The assembly features a central shaft with multiple bearings (e.g., 4, 5, 6, 25, 26), a pulley (6), a gear (5), and a motor or actuator (15). The housing (1) has a central opening for the shaft and a side opening for the motor. The diagram uses dashed lines to indicate the assembly path and alignment of the parts.

TAILSTOCK

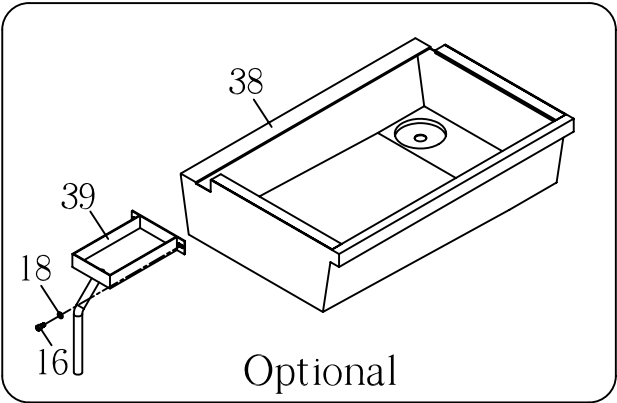
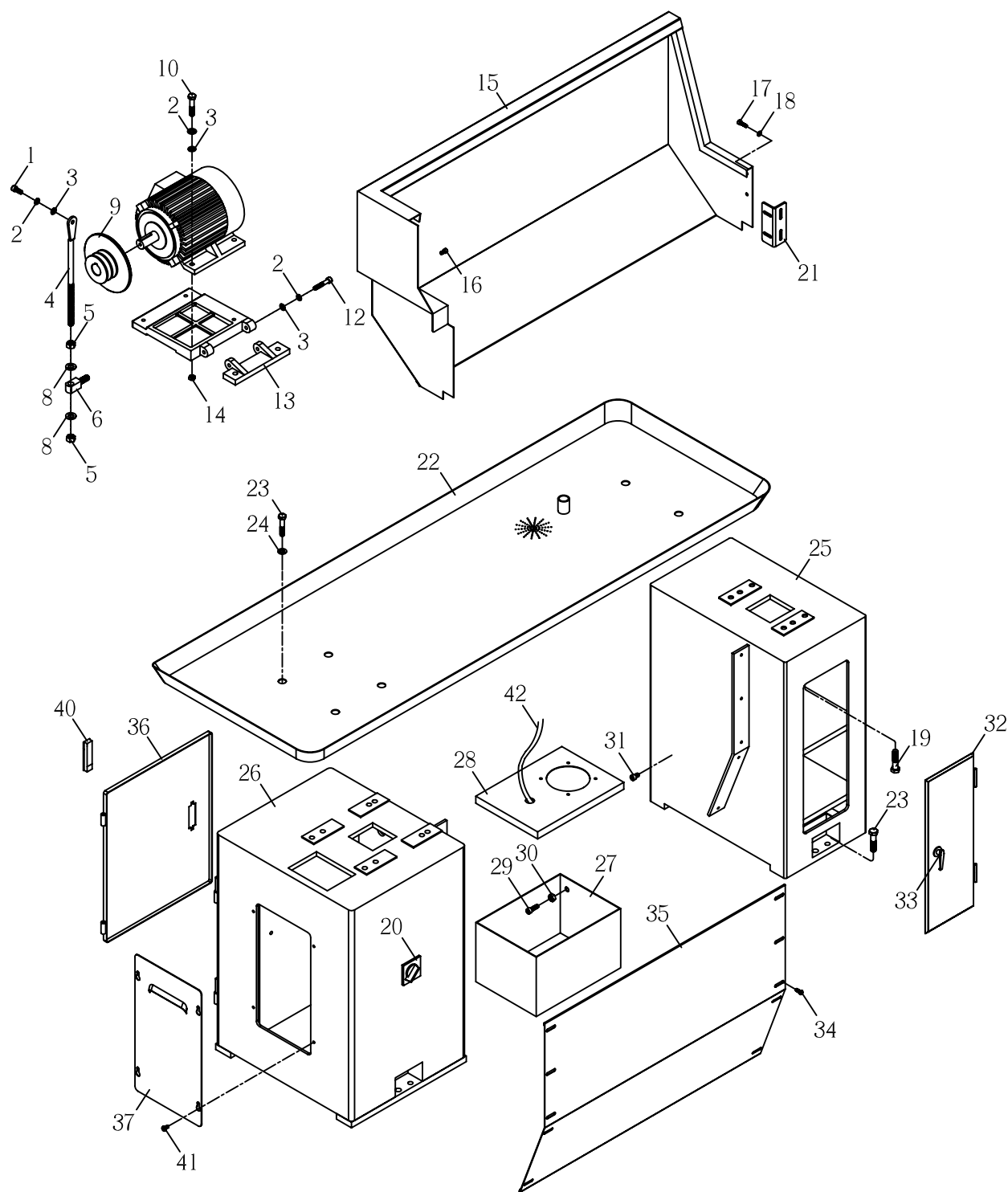
NO.	PART NO.	DESCRIPTION	QUANTITY
1.	R-6001-1	Tailstock Body	1
2.	R-6002	Tailstock Barrel	1
3.	R-6003-1	Lead Screw (Metric)	1
	R-6003-2	Lead Screw (Imperial)	1
4.	R-6004	Keeper	1
5.	R-6020-1	Index Ring (Metric)	1
	R-6020	Index Ring (Imperial)	1
6.	R-3003	Hand Wheel	1
7.	T-4007	Handle	1
8.	R-3033	Plug	1
9.	R-6217-1	Tailstock Base	1
10.	R-6018	Clamp	1
11.	A-1449	Hexagon Bolt (M12 x 75)	1
12.	R-6015	Pivot Block	1
13.	R-6012-1	Crank Shaft	1
14.	R-6011	Lever	1
15.	A-9100	Handle	1
16.	R-6006	Lever	1
17.	R-6007	Clamp Shaft	1
18.	R-6009	Clamp Bushing	1
19.	R-6008	Clamp Bushing	1
20.	R-6022-1	Nut (Metric)	1
	R-6022-2	Nut (Imperial)	1
21.	A-1132	Socket Headless Set Screw (M10 x 40)	2
22.	C-6026	Stop Pin	2
23.	A-7205	Key (5 x 5 x15)	1
24.	A-9300	Oiler (1/4")	2
25.	A-2006	Bearing (#2902)	1
26.	R-6024	Washer (M12)	1
27.	A-1701	Nut (M8)	1
28.	A-1134	Socket Headless Set Screw (M8 x 40)	1
29.	A-1112	Socket Headless Set Screw (M12 x 12)	1
30.	A-1101	Socket Headless Set Screw (M6 x 10)	2
31.	A-1204	Socket Head Cap Screw (M6 x 20)	3
32.	A-1246	Socket Head Cap Screw (M5 x 12)	2
33.	A-1288	Socket Head Cap Screw (M6 x 50)	2
34.	R-1030	Washer	3
35.	A-2000	Bearing (Wtb/As1528)	1
36.	A-1178	Socket Headless Set Screw (M10 x 30)	1
37.	A-1525	Round Head Cap Screw (M6 x 16)	1

BED ASSEMBLY



<u>NO.</u>	<u>PART NO.</u>	<u>DESCRIPTION</u>	<u>QUANTITY</u>	<u>NO.</u>	<u>PART NO.</u>	<u>DESCRIPTION</u>	<u>QUANTITY</u>
1.	R-7701	Gap Bed (750)	1	29.	A-8207	Spring	2
	R-7701	Gap Bed (1000)	1	30.	A-8209	Spring	2
	R-7701-1	Straight Bed (750)	1				
	R-7701-1	Straight Bed (1000)	1	31.	A-8208	Spring	1
2.	R-7701-P	Gap Piece	1	32.	F-8054	Washer (M12)	6
3.	R-7711	Rack (750)	1	33.	A-4005	Pin (Φ5 x 20)	6
	R-7711	Rack (1000)	1	34.	A-1169	Socket Headless Set Screw (M8 x 10)	5
4.	R-7412-1	Leadscrew (750 Metric) (Universal)	1	35.	A-1100	Socket Headless Set Screw (M6 x 6)	2
	R-7412-1	Leadscrew (1000 Metric) (Universal)	1				
	R-7412-2	Leadscrew (750 Imperial) (Universal)	1	36.	A-1204	Socket Head Cap Screw (M6 x 20)	8-9
	R-7412-2	Leadscrew (1000 Imperial) (Universal)	1	37.	A-1261	Socket Head Cap Screw (M8 x 55)	2
	R-7312-750	Leadscrew (750 Metric)	1	38.	A-1462	Hexagon Head Screw (M12 x 45)	6
	R-7312-1000	Leadscrew (1000 Metric)	1	39.	A-1101	Socket Headless Set Screw (M6 x 10)	2
	R-7012-750	Leadscrew (750 Imperial)	1	40.	A-4012	Pin (Φ5 x 55)	2
	R-7012-1000	Leadscrew (1000 Imperial)	1				
5.	R-7013RA	Feed Rod (750)	1	41.	A-1136	Socket Headless Set Screw (M8 x 25)	1
	R-7013RA	Feed Rod (1000)	1	42.	A-1265	Socket Head Cap Screw (M10 x 45)	4
				43.	A-1202	Socket Head Cap Screw (M6 x12)	2
6.	R-7050	Switch Rod (750)	1	44.	A-1239	Socket Head Cap Screw (M5 x 15)	3
	R-7050	Switch Rod (1000)	1	45.	A-1526	Cross Recessed Head Screw (M4 x 6)	1
7.	R-2133-2RA	Coupling	1				
8.	R-7031RA	End Bracket	1	46.	A-9110	3/8" Handle	1
9.	F-8014	Stop Sleeve	1	47.	C-3096	Stop Pin	1
10.	F-8053	Bush	1	48.	A-1509	Cross Recessed Head Screw (M5 x 10)	7-8
				49.	R-7070	Leadscrew Cover (750)	1
11.	C-2075	Plug	1		R-7070	Leadscrew Cover (1000)	1
12.	C-8007	Stop Pin	1	50.	A-1512	Cross Recessed Head Screw (M6 x 10)	1
13.	R-7005	Guard	1				
14.	R-7071	Switch Cover	1	51.	A-1901	Washer (M6)	1
15.	R-7044	Cam Assy	1	52.	T-7055	Taper Pin	2
				53.	R-7072	Riser Block (Optional/Higher)	1
16.	R-7036	Collar	1	54.	R-7073	Riser Block (Optional/Higher)	1
17.	R-7033	Sleeve	1	55.	FS-0800	Cup Pnt Nylock (M6x10)	1
18.	R-7032-1	Bracket	1				
19.	R-7032-2	Gap Ring	1	56.	F-8027	Plug Tailend Bracket	1
20.	R-7034	Lever Assembly	1				
21.	C-8020	Lever	1				
22.	R-2415-1	Taper Pin	1				
23.	A-4009	Pin (Φ5 x 40)	1				
24.	A-4021	Pin (Φ5 x 15)	1				
25.	A-7209	Key (5 x 5 x 35)	1				
26.	F-8035	Stop Bush	1				
27.	A-9300	Oiler	2				
28.	A-9202	Ball (Φ1/4")	4				

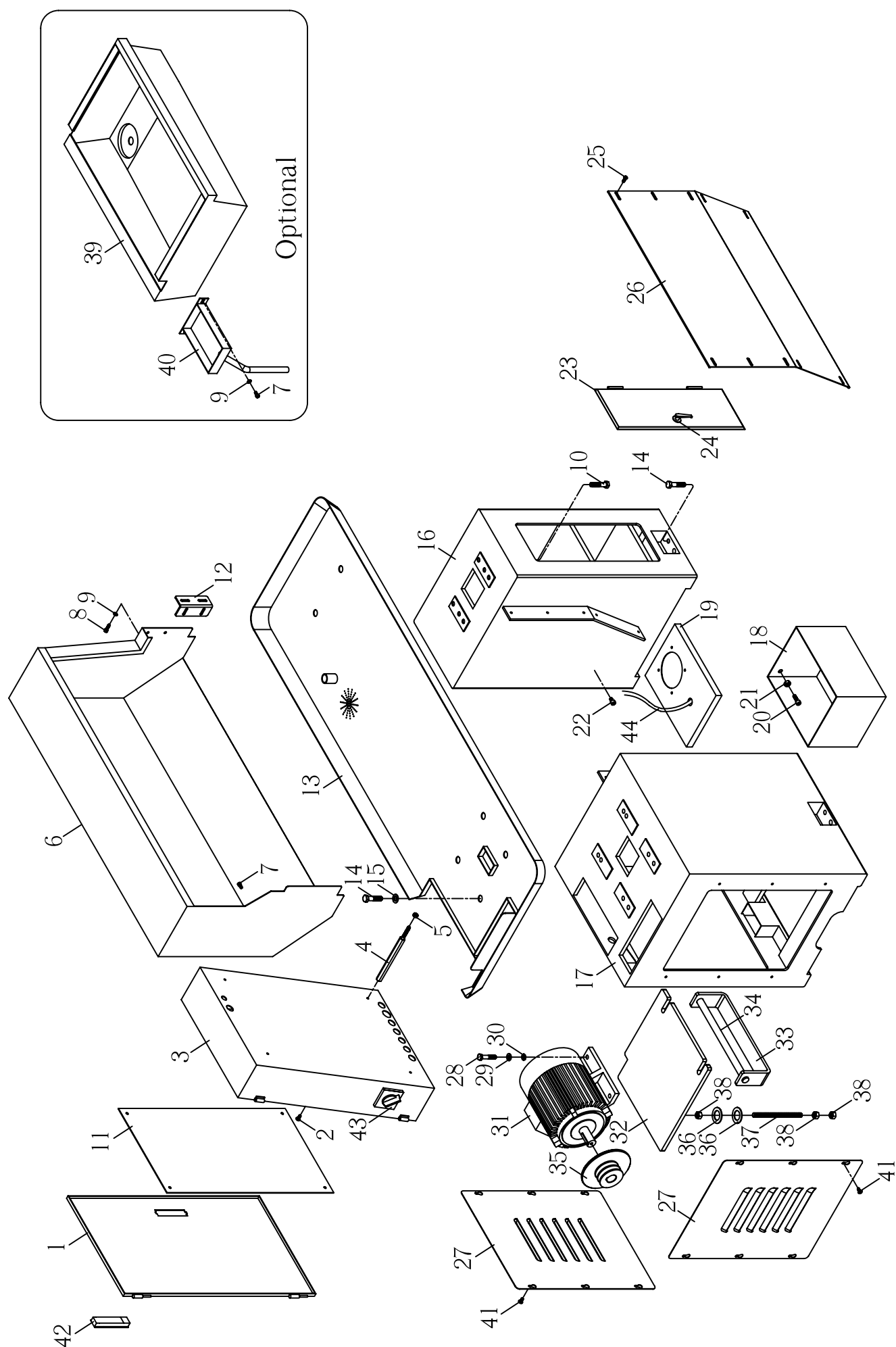
PLINTH & SHEET METAL



PLINTH & SHEET METAL

NO.	PART NO.	DESCRIPTION	QUANTITY	NO.	PART NO.	DESCRIPTION	QUANTITY
1.	A-1213	Socket Head Cap Screw (M8 x 20)	1	31.	A-1211	Socket Head Cap Screw (M8 x 12)	1
2.	A-1802	Spring Washer (Φ8)	7	32.	R-7104-1	Plinth Door	1
3.	A-1902	Washer (Φ8)	7	33.	A-9010	Handle	1
4.	R-7021	Linkage	1	34.	A-1525	Button Head Cap Screw (M6 x 16)	10
5.	A-1703	Nut (M12)	2	35.	R-7105	Pedestal Plate (750/1000)	1
6.	R-7026	Pivot	1		R-7105-1	Pedestal Plate (750/1000) (Optional/Higher)	1
7.	R-7018	Plateform	1	36.	R-7203-1	Electric Cabinet Door	1
8.	A-1905	Washer (Φ12)	2	37.	R-7203-2	Cover	1
9.	R-7016	Motor Pulley	1	38.	R-7130	Chip Tray (Optional)	1
10.	A-1461	Hexagon Head Screw (M8 x 35)	4	39.	R-9048-2	Receiver (Optional)	1
11.	A-0288	Motor (VS model)	1	40.	A-9011	Door Lock	1
	A-0293	Motor (Single phase)	1	41.	A-1607	Cross Round Head Screw (M6 x 12)	4
	A-0298	Motor (Three phase)	1	42.	A-4136	Hose (1/2")	1
12.	A-1217	Socket Head Cap Screw (M8 x 45)	2	43.	A-1443	Hexagon Head Screw (M12 x 30)	8
13.	R-7017	Hinge	1	44.	A-8637	Main Switch	1
14.	A-1701	Nut (M8)	4				
15.	R-7010-2	Splash Guard (750/1000)	1				
	R-7010-4	Splash Guard (750/1000) (Optional/Deeper)	1				
	R-7010-5	Splash Guard (750/1000) (Optional/Sliding Guard)	1				
16.	A-1202	Socket Head Cap Screw (M6 x 12)	4				
17.	A-1204	Socket Head Cap Screw (M6 x 20)	1				
18.	A-1901	Washer (Φ6)	3				
19.	R-7030	Cap	1				
20.	A-8013	O-Ring (P25)	1				
21.	A-1718	Nut (7/8" x 14NF)	1				
22.	R-7102	Chip Pan (750/1000)	1				
	R-7128	Chip Pan (750/1000) (Optional/Chip tray)	1				
23.	A-1429	Hexagon Head Screw (M12 x 45)	10				
24.	F-8054	Washer	6				
25.	R-7104	Plinth (R.H.)	1				
	R-7104-2	Plinth (L.H.) (Optional/Higher)	1				
	R-7131	Plinth (R.H.) (Optional/Chip tray)	1				
26.	R-7203	Plinth (L.H.)	1				
	R-7203-3	Plinth (L.H.) (Optional/Higher)	1				
	R-7132	Plinth (L.H.) (Optional/Chip tray)	1				
27.	R-9047	Coolant Tank	1				
28.	R-9048	Tank Cover	1				
29.	A-1214	Socket Head Cap Screw (M8 x 25)	2				
30.	A-1702	Nut (M10)	2				

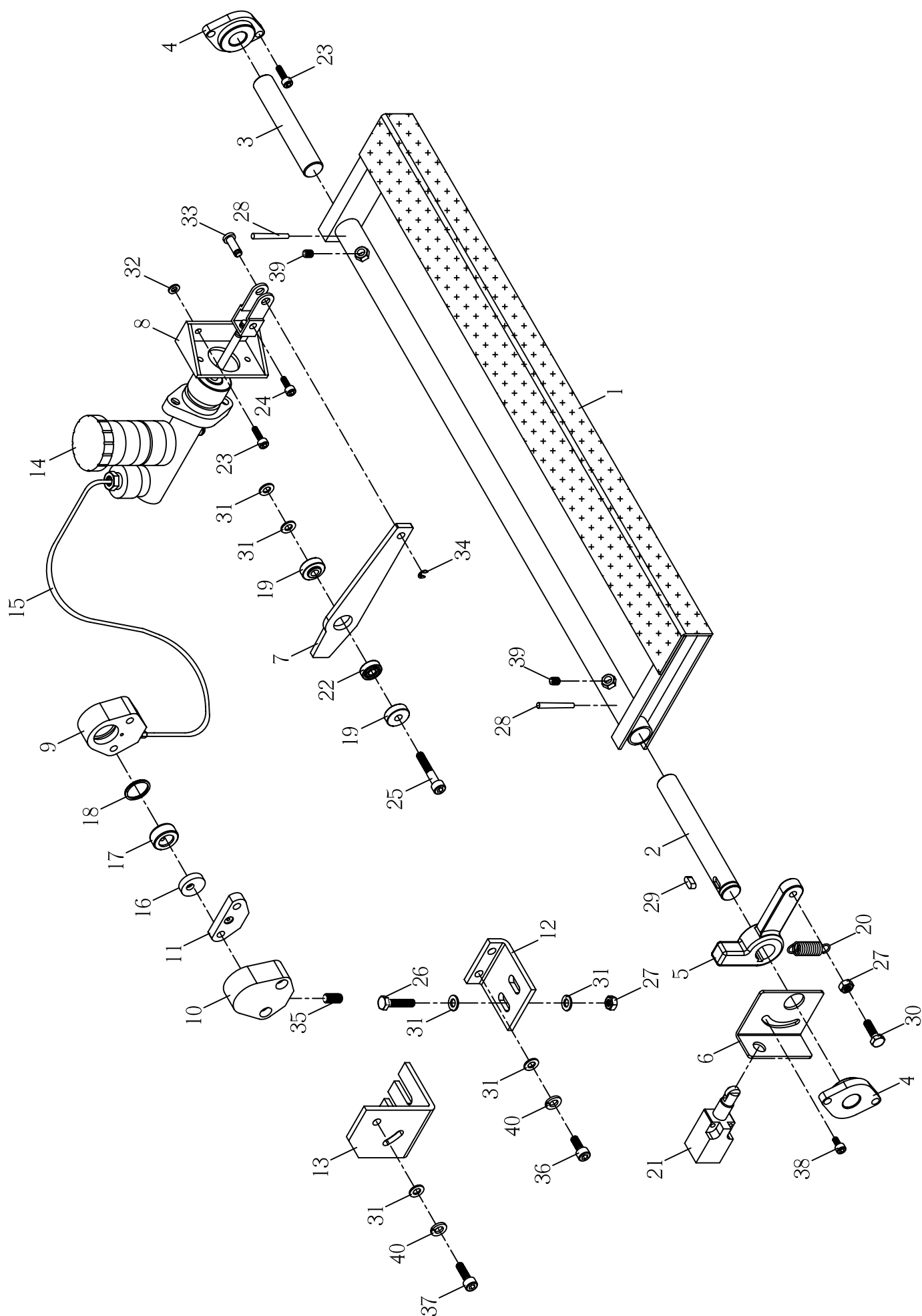
PLINTH & SHEET METAL (Optional)



PLINTH & SHEET METAL (OPTIONAL)

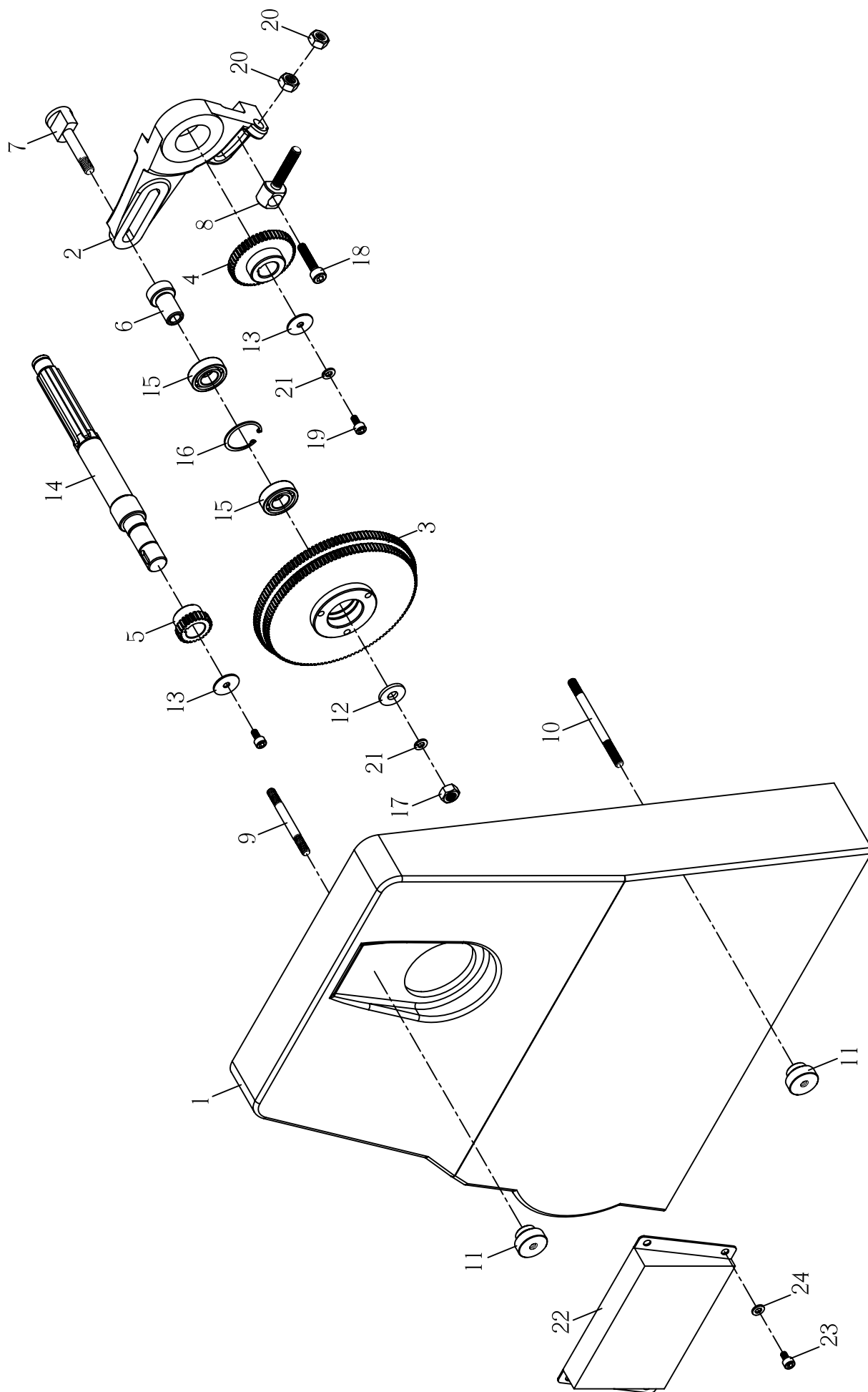
NO.	PART NO.	DESCRIPTION	QUANTITY	NO.	PART NO.	DESCRIPTION	QUANTITY
1.	R-7458	Electric Cabinet Door	1	26.	R-7405	Pedestal Plate (750/1000)	1
2.	A-1510	Button Head Cap Screw (M6 x 12)	2		R-7405-1	Pedestal Plate (750/1000) (Optional/Higher)	1
3.	R-7457	Electrical Cabinet	1	27.	R-7452	Cover	2
	R-7457-2	Electrical Cabinet (VS model)	1	28.	A-1452	Hexagon Head Screw (M10 x 50)	4
4.	T-7034	Stud	2	29.	A-1807	Spring Washer (Φ10)	4
	R-7459	Stud (VS model)	2	30.	A-1908	Washer (Φ10)	4
5.	A-1701	Nut (M8)	2				
				31.	A-0288	Motor (VS model)	1
6.	R-7010	Splash Guard (750/1000) (Sliding Guard)	1		A-0293	Motor (Single phase)	1
	R-7010-1	Splash Guard (750/1000) (Optional/Deeper)	1		A-0298	Motor (Three phase)	1
	R-7010-3	Splash Guard (750/1000) (Optional)	1	32.	R-7418	Platform	1
	R-7010-6	Splash Guard (750/1000) -Optional/Higher&Deeper	1	33.	R-7454	U Support	1
7.	A-1202	Socket Head Cap Screw (M6 x 12)	4	34.	R-7455	Rod	1
8.	A-1204	Socket Head Cap Screw (M6 x 20)	1	35.	R-7016	Motor Pulley	1
9.	A-1901	Washer (Φ6)	3				
10.	R-7030	Cap	1	36.	C-7006	Washer	4
				37.	C-7005	Stud	2
11.	A-8013	O-Ring (P25)	1	38.	A-1712	Nut (1/2")	6
12.	A-1718	Nut (7/8" x 14NF)	1	39.	R-7130	Chip Tray (Optional)	1
13.	R-7402	Chip Pan (750/1000)	1	40.	R-9048-2	Receiver (Optional)	1
	R-7129	Chip Pan (750/1000) (Optional/Chip tray)	1				
14.	A-1429	Hexagon Head Screw (M12 x 45)	10	41.	A-1607	Cross Round Head Screw (M6 x 12)	12
15.	F-8054	Washer	6	42.	A-9011-1	Door Lock	1
				43.	A-8637	Main Switch	1
16.	R-7104	Plinth (R.H.)	1	44.	A-4136	Hose (1/2")	1
	R-7104-2	Plinth (R.H.) (Optional/Higher)	1	45.	A-1443	Hexagon Head Screw (M12 x 30)	8
	R-7131	Plinth (R.H.) (Optional/Chip tray)	1				
17.	R-7403	Plinth (L.H.)	1				
	R-7403-1	Plinth (L.H.) (Optional/Higher)	1				
	R-7133	Plinth (L.H.) (Optional/Chip tray)	1				
18.	R-9047	Coolant Tank	1				
19.	R-9048	Tank Cover	1				
20.	A-1214	Socket Head Cap Screw (M8 x 25)	2				
21.	A-1702	Nut (M10)	2				
22.	A-1211	Socket Head Cap Screw (M8 x 12)	1				
23.	R-7104-1	Plinth Door	1				
24.	A-9010	Handle	1				
25.	A-1525	Button Head Cap Screw (M6 x 16)	10				

HYDRAULIC BRAKING SYSTEM

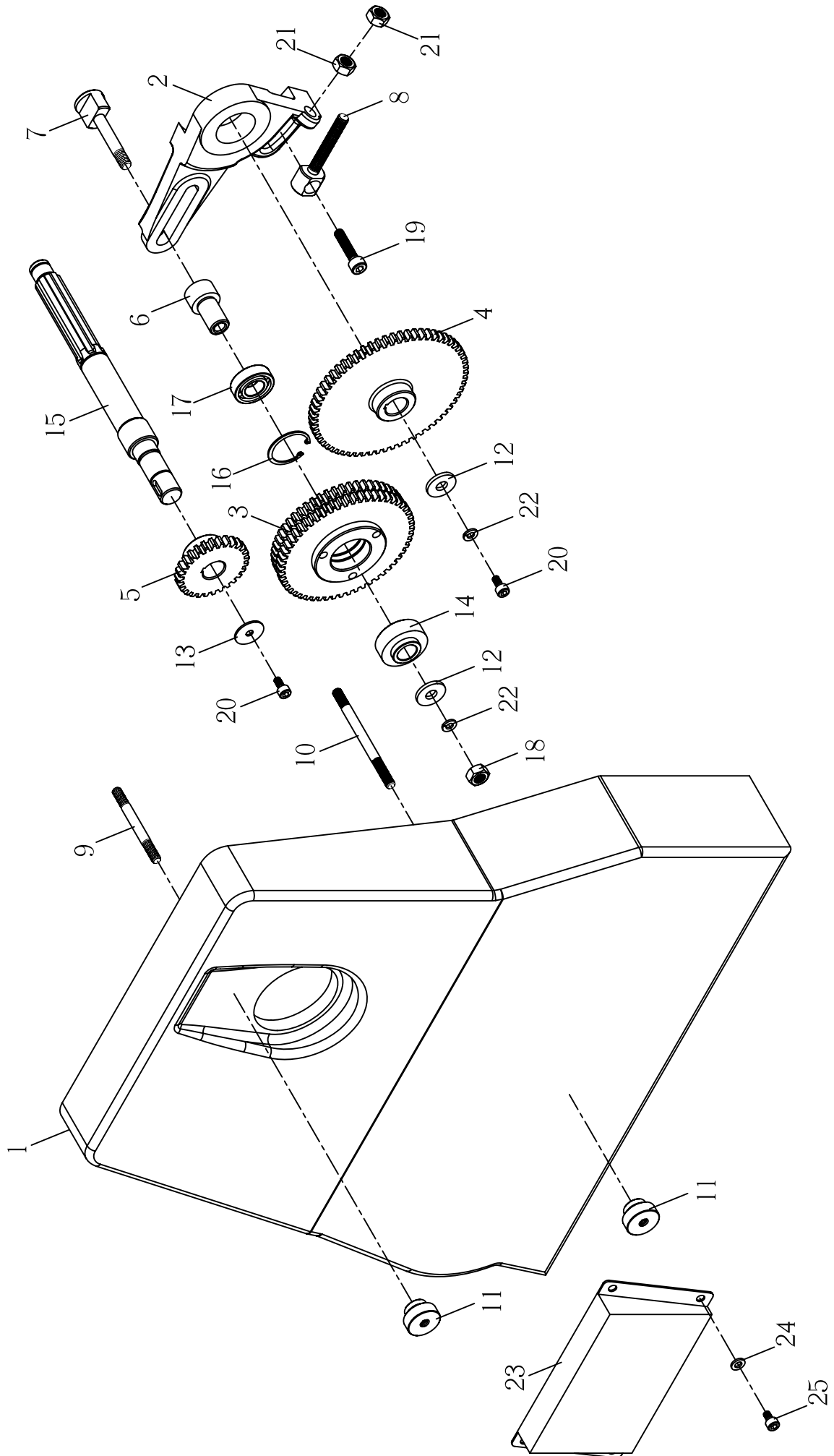


HYDRAULIC BRAKING SYSTEM

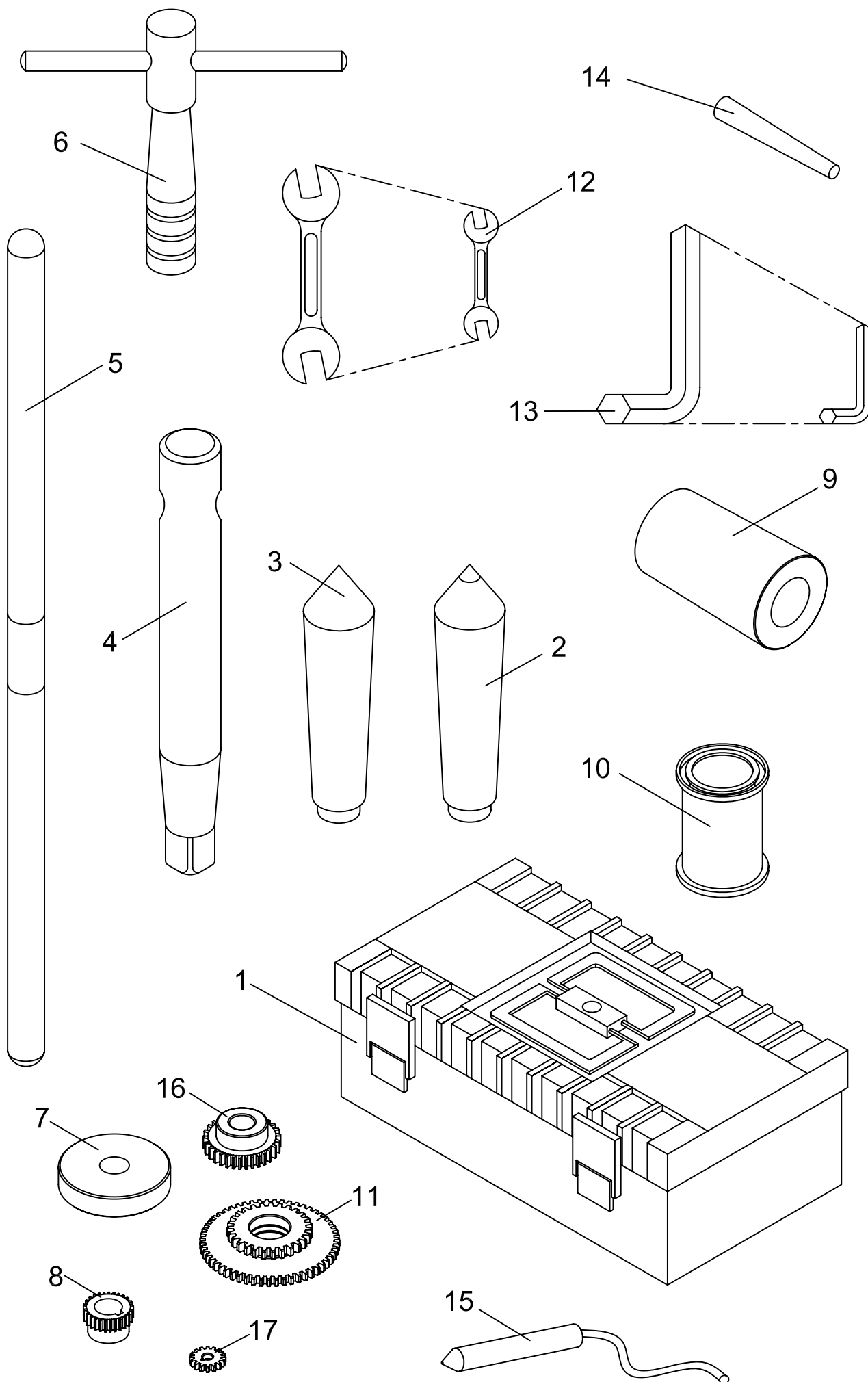
NO.	PART NO.	DESCRIPTION	QUANTITY	NO.	PART NO.	DESCRIPTION	QUANTITY
1.	R-7022	Foot Brake Pedal (750/1000)	1	36.	A-1213	Socket Head Cap Screw (M8 x 20)	2
	R-7422	Foot Brake Pedal (A-Type/Optional)	1	37.	A-1214	Socket Head Cap Screw (M8 x 25)	2
2.	R-7023	Shaft	1	38.	A-1202	Socket Head Cap Screw (M6 x 12)	1
3.	C-7010	Connector	1	39.	A-1169	Socket Headless Set Screw (M8 x 10)	2
4.	C-7009	Bushing	2	40.	A-1802	Spring Washer (Φ8)	3
5.	R-7024	Crank	1				
6.	R-7052	Support	1				
7.	R-7058	Lever	1				
8.	R-7056	Mounting plate	1				
9.	R-7062	Brake Assy.	1				
10.	R-7061	Brake Assy.	1				
11.	R-7066	Brake Assy.	1				
12.	R-7069	Support	1				
13.	R-7068	Support	1				
14.	A-9305	Hydraulic Pump	1				
15.	R-9316	Oil Tube	1				
16.	R-7063	Brake pad	2				
17.	R-7057	Piston	2				
18.	A-6014	O-Ring (P28)	2				
19.	R-7059	Bushing	2				
20.	A-8501	Spring	1				
21.	A-9306	Micro Switch	1				
22.	A-2044	Bearing (#608ZZ)	1				
23.	A-1204	Socket Head Cap Screw (M6 x 20)	5				
24.	A-1203	Socket Head Cap Screw (M6 x 16)	1				
25.	A-1217	Socket Head Cap Screw (M8 x 45)	1				
26.	A-1461	Hexagon Head Screw (M8 x35)	2				
27.	A-1701	Nut (M8)	3				
28.	A-4214	Taper Pin (#3 x 45)	2				
29.	A-7213	Key (6 x 6 x 15)	1				
30.	A-1471	Hexagon Head Screw (M8 x 25)	1				
31.	A-1918	Washer (Φ8)	10				
32.	A-1917	Washer (Φ6)	1				
33.	T-7018	Pivot	1				
34.	A-3100	Circlip (E6)	1				
35.	A-1179	Socket Headless Set Screw (3/8" x 1/4" UNF)	1				



<u>NO.</u>	<u>PART NO.</u>	<u>DESCRIPTION</u>	<u>QUANTITY</u>
1.	R-8201	End Cover	1
2.	R-8112	End Gear Quadrant	1
3.	R-8009	Idler Gear 127T x 120T (Inch)	1
	R-8309	Idler Gear 120T x 127T (Metric)	1
4.	R-8017	Driven Gear 50T (Inches / Metric)	1
5.	R-8016	Drive Gear 25T (Inches / Metric)	1
6.	R-8010	Bushing	1
7.	R-8011	Bolt	1
8.	R-8015	Quadrant Holding Bolt	1
9.	R-8002	Cover Stud	1
10.	T-8002	Cover Stud	1
11.	C-1138	Knob	2
12.	R-8014	Washer	1
13.	R-8013	Washer	2
14.	R-1032	Gear Train Shaft	1
15.	A-2025	Bearing (#6003ZZ)	2
16.	A-3200	Circlip (R35)	1
17.	A-1708	Nut (3/8")	1
18.	A-1258	Socket Head Cap Screw (M8 x 35)	1
19.	A-1202	Socket Head Cap Screw (M6 x 12)	2
20.	A-1709	Nut (3/8"-24NF)	2
21.	A-1812	Spring Washer (Φ 6)	2
22.	R-7465	Cover (CE)	1
23.	A-1231	Socket Head Cap Screw (M6 x 10)(CE)	4
24.	A-1812	Spring Washer (φ 6)(CE)	4

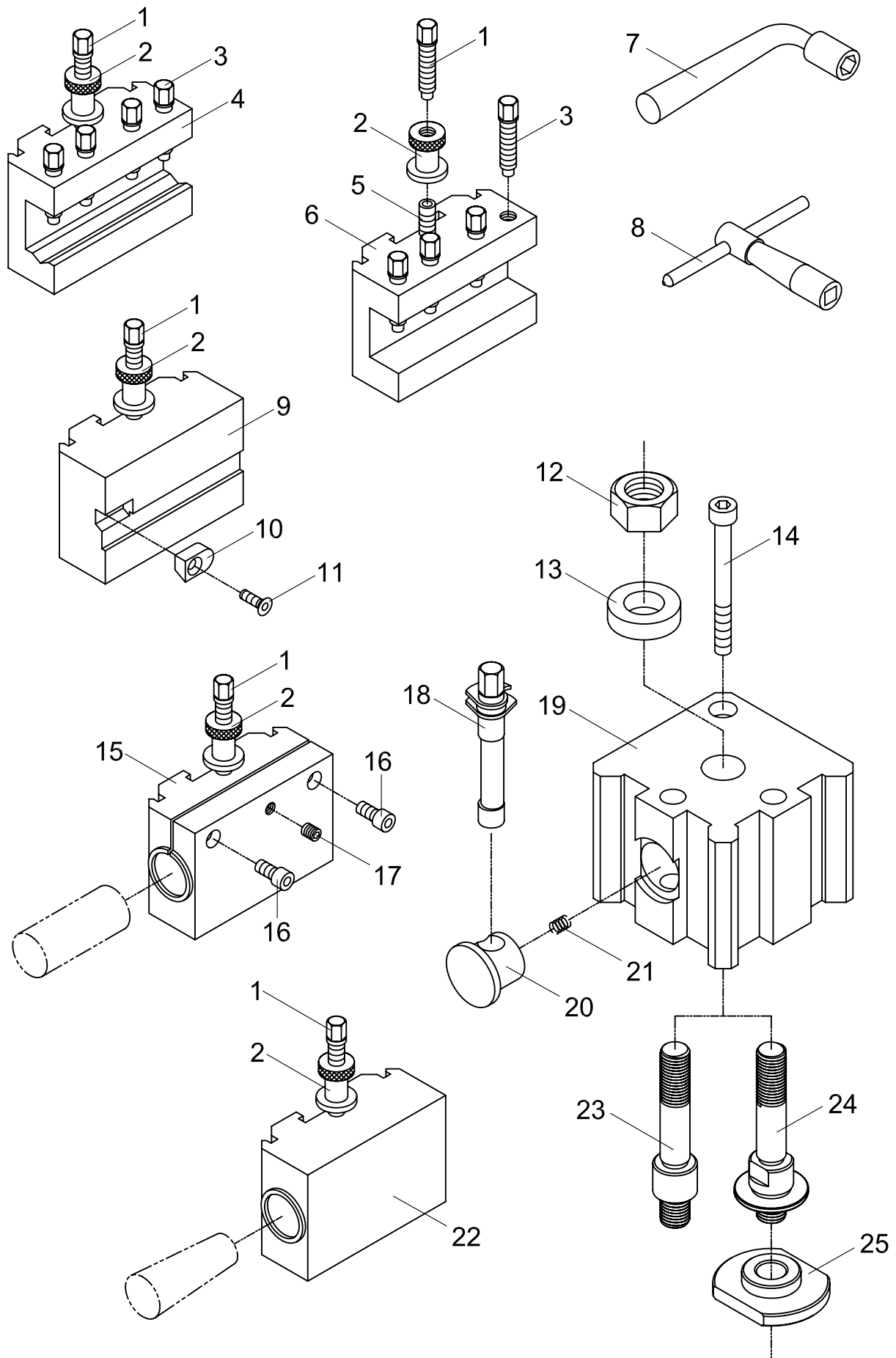


<u>NO.</u>	<u>PART NO.</u>	<u>DESCRIPTION</u>	<u>QUANTITY</u>
1.	R-8401	End Cover	1
2.	R-8112	End Gear Quadrant	1
3.	R-8408-1	Idler Gear (Metric) (55T x 54T)	1
	R-8408-2	Idler Gear (Inches) (56T)	1
4.	R-8405-1	Driven Gear (Metric) (64T)	1
	R-8405-2	Driven Gear (Inches) (57T)	1
5.	R-8406-1	Drive Gear (Metric) (28T)	1
	R-8406-2	Drive Gear (Inches) (24T)	1
6.	R-8410	Bushing	1
7.	R-8411	Bolt	1
8.	R-8415	Quadrant Holding Bolt	1
9.	R-8002	Cover Stud	1
10.	T-8002	Cover Stud	1
11.	C-1138	Knob	2
12.	R-8014	Washer	2
13.	R-8013	Washer	1
14.	R-8404	Bushing	1
15.	R-1032	Gear Train Shaft	1
16.	A-3200	Circlip (R35)	1
17.	A-2025	Bearing (#6003ZZ)	1
18.	A-1708	Nut (3/8")	1
19.	A-1258	Socket Head Cap Screw (M8 x 35)	1
20.	A-1202	Socket Head Cap Screw (M6 x 12)	2
21.	A-1709	Nut (3/8"-24NF)	2
22.	A-1812	Spring Washer (Φ 6)	2



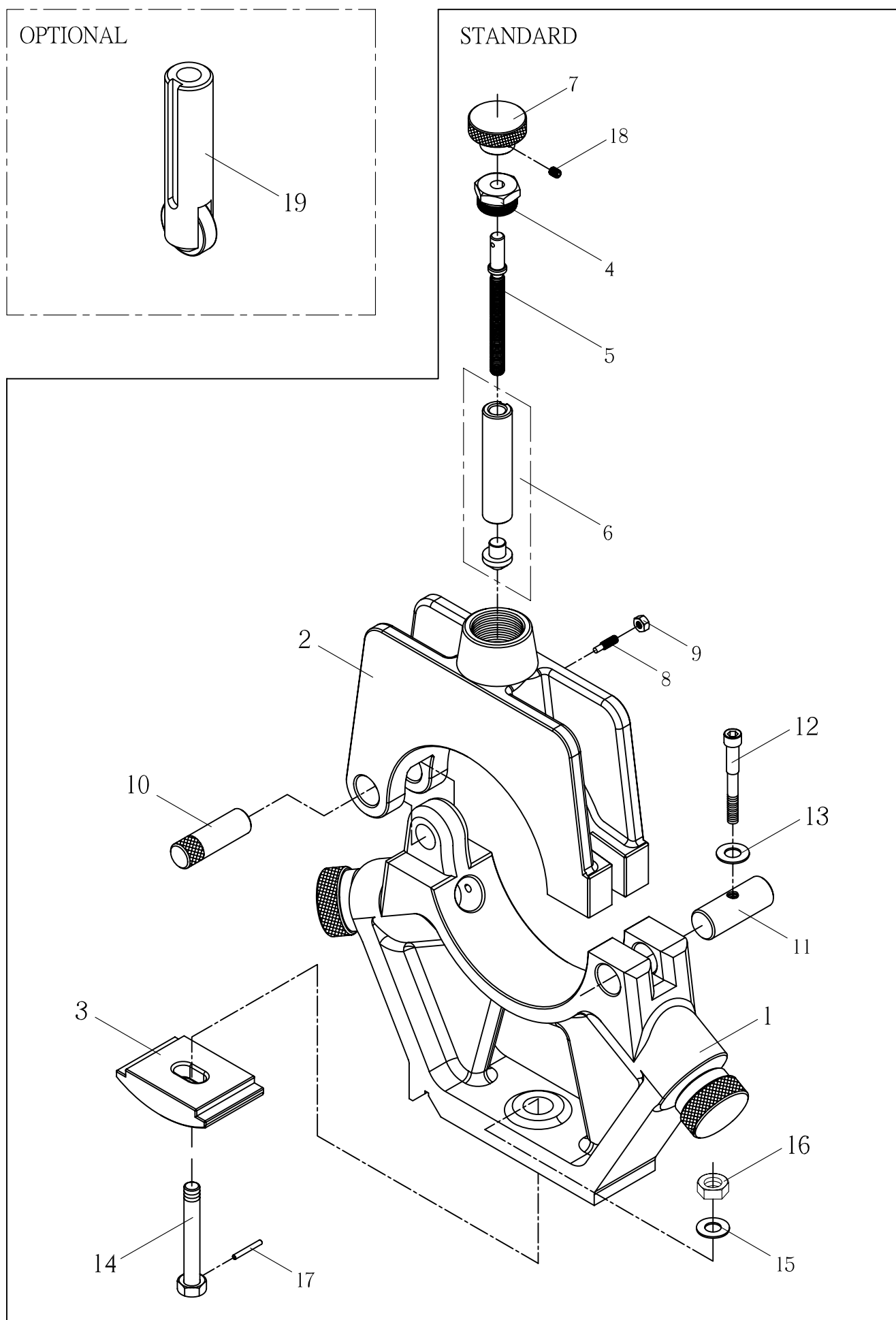
SERVICE TOOLS

NO.	PART NO.	DESCRIPTION	QUANTITY
1.	Z-9000	Tool Box	1
2.	A-4517	Tailstock Center	1
3.	A-4518	Headstock Center	1
4.	A-4527	Camlock Key	1
5.	A-4528	Key Handle	1
6.	A-4529	Toolscrew Wrench	1
7.	T-9086	Levelling Block	4
8.	R-8006	Gear 40T (Inches / Metric)	1
	R-8007	Gear 30T (Inches)	1
	R-8407-1	Gear 22T (Metric Universal GearBox , Optional)	1
	R-8407-2	Gear 36T (Inches Universal GearBox , Optional)	1
9.	R-9011	Center Sleeve (M.T.#4-1/2 x M.T.#3)	1
10.	A-4513	Touch Paint	2
11.	R-8409-1	Gear 27T x 55T (Metric Universal GearBox , Optional)	1
	R-8409-2	Gear 42T x 44T (Inches Universal GearBox , Optional)	1
12.	A-4507-2	Spanner (17 x 19)	1
	A-4507-3	Spanner (12 x 14)	1
	A-4507-4	Spanner (13 x 11)	1
13.	A-4508-1	Allen Key (3mm)	1
	A-4508-2	Allen Key (4mm)	1
	A-4508-3	Allen Key (5mm)	1
	A-4508-4	Allen Key (6mm)	1
	A-4508-5	Allen Key (8mm)	1
14.	C-1145	Taper Pin	2
	R-2415-1	Taper Pin (Universal GearBox , Optional)	2
15.	C-1098	Earth Bar With Cable (VS Model , Optional)	1
16.	R-8006	Gear 40T (Inches / Metric)	1
	R-8008	Gear 32T (Inches)	1
	R-8007	Gear 30T (Metric)	1
	R-8319	Gear 33T (Metric)	1
	R-8320	Gear 38T (Metric)	1
	R-8321	Gear 39T (Metric)	1
	R-8322	Gear 42T (Metric)	1
17.	R-3331-2	Gear 20T (Metric)	1
	R-3331-3	Gear 21T (Metric)	1
	C-3080	Gear 14T (Universal GearBox , Optional)	1
	C-3081	Gear 13T (Universal GearBox , Optional)	1
	C-3083	Gear 20T (Universal GearBox , Optional)	1
	C-3084	Gear 22T (Universal GearBox , Optional)	1



ACCESSORIES INDEX

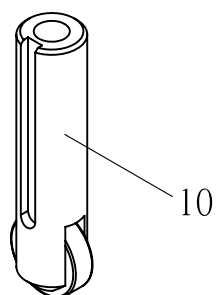
NO.	CONTENTS	PAGE
1.	QUICK CHANGE TOOLPOST	94
2.	STEADY REST	96
3.	FOLLOW REST	98
4.	BED STOP	100
5.	TAPER TURNING ATTACHMENT	102
6.	FOLLOWING CHIP GUARD	104
7.	FULL LENGTH SLIDING CHIP SAFETY GUARD	106
8.	CHUCK SAFETY GUARD	108
9.	5C COLLET ATTACHMENT	110



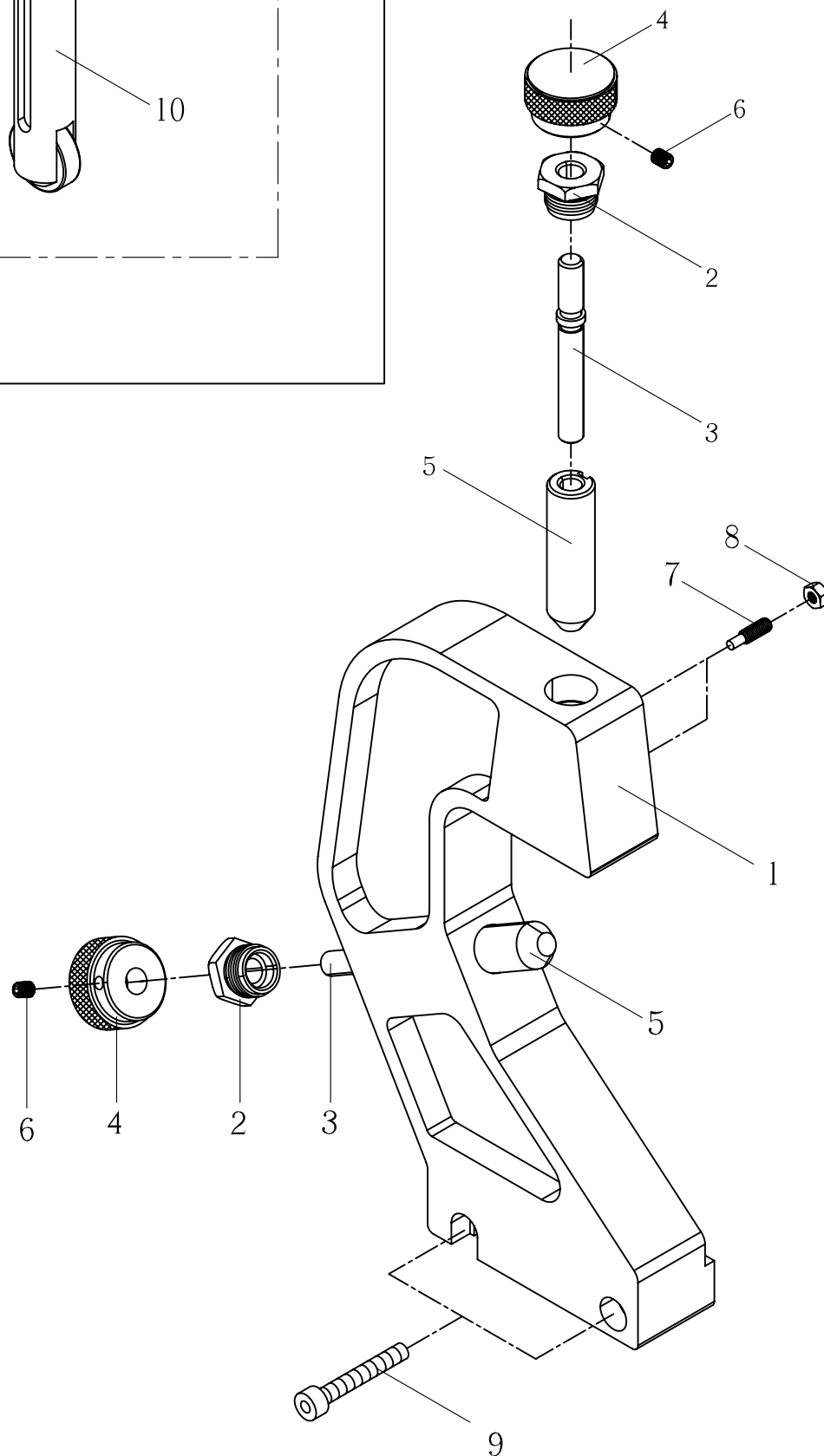
QUICK CHANGE TOOLPOST

NO.	PART NO.	DESCRIPTION	QUANTITY
1.	R-9134	Height Adj. Screw (On Each Toolholder)	1
2.	R-9135	Adjusting Stop (On Each Toolholder)	1
3.	R-9134	Tool Clamp Screw (On No. :4/6Toolholder)	4
4.	R-9137	Boring (Vee) Toolholder	1
5.	A-1107	Socket Headless Set Screw (M8 x 35L) (On Each Toolholder)	1
6.	R-9136	Standard Toolholder	1
7.	A-8527	Cam Clamp Wrench	1
8.	A-8526	Toolscrew Wrench	1
9.	R-9139	Part-off Toolholder (Optional)	1
10.	C-9113	Blade Clamp (Optional)	1
11.	A-1611	Socket Flat Head Screw (M6 x 20L) (Optional)	1
12.	A-1720	Nut (M16)	1
13.	C-6037	Washer	1
14.	A-1306	Locating Screw (M8 x 75L)	1
15.	R-9138	Plain Bore Toolholder (Optional)	1
16.	A-1212	Socket Head Cap Screw (M8 x 16L) (Optional)	2
17.	A-1169	Socket Headless Set Screw (M8 x 10) (Optional)	1
18.	R-9132	Toolholder Cams	2
19.	R-5026	Q.C.T. Body	1
20.	R-9133	Toolholder Pads	2
21.	A-8428	Spring	2
22.	R-9140	M.T.2 Taper Toolholder (Optional)	1
23.	R-5015	Stud	1
24.	R-5022	T-Slot Stud (Optional)	1
25.	R-5023	T-Slot Clamp (Optional)	1

OPTIONAL



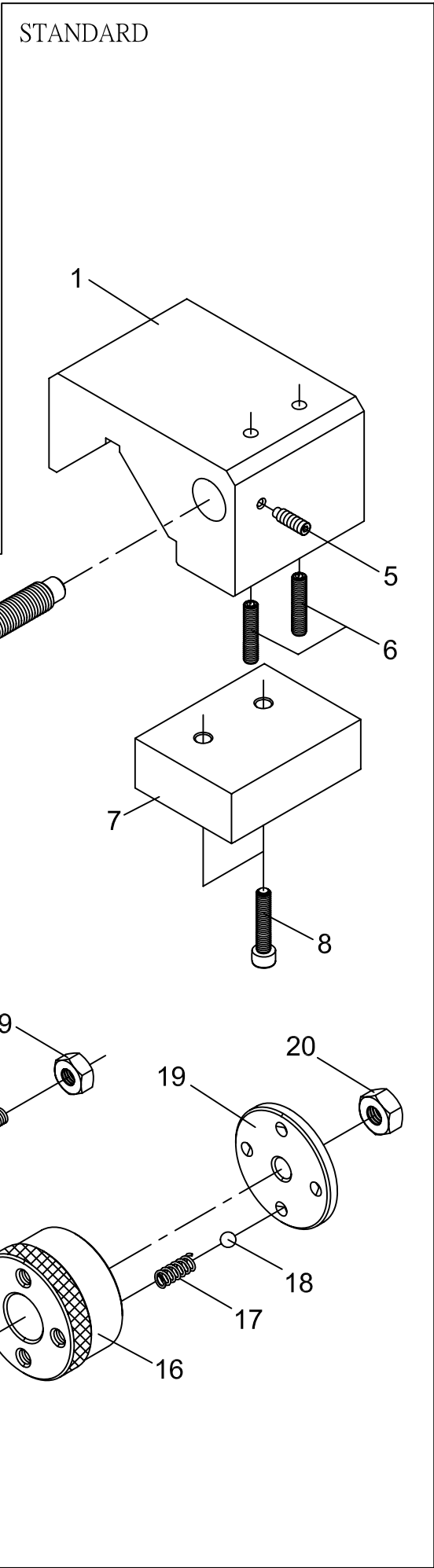
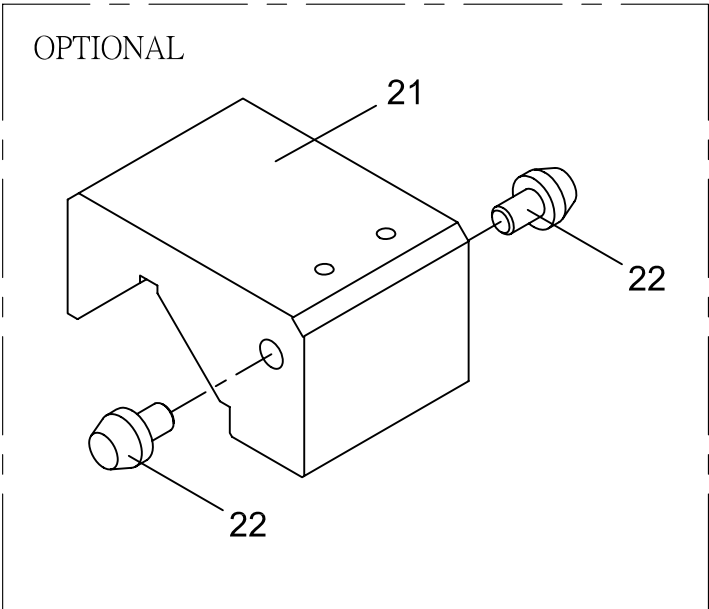
STANDARD



STEADY REST

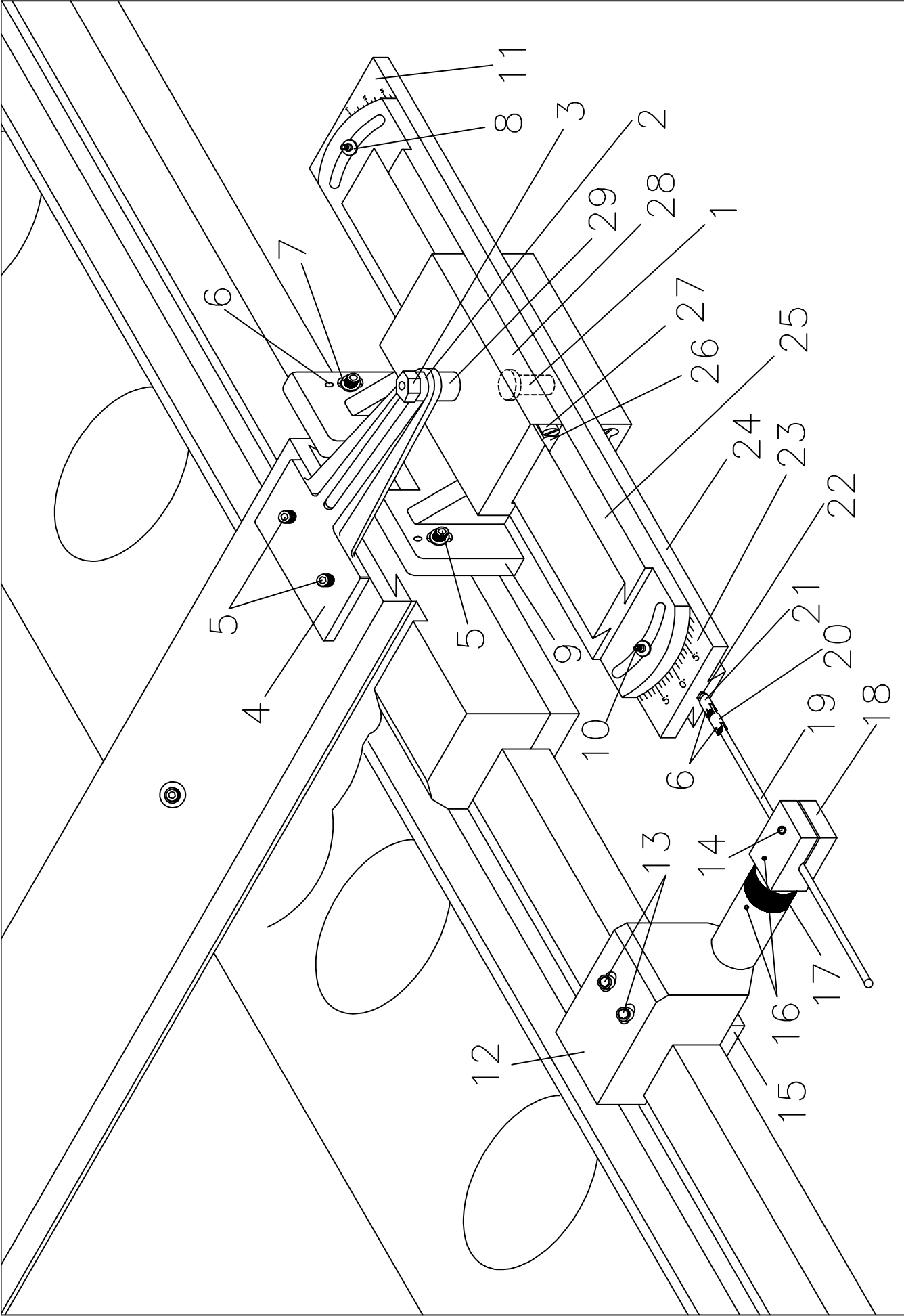
NO.	PART NO.	DESCRIPTION	QUANTITY
1.	R-9032	Bottom Body	1
2.	R-9031	Top Body	1
3.	R-6018	Clamp	1
4.	R-9035	Fixture	3
5.	R-9036	Adjusting Stud	3
6.	ZA2501-1	Finger With Pad	3
7.	R-9034	Turning Knob	3
8.	A-1003	Dog Point Set Screw (M6 x 20)	3
9.	A-1700	Nut (M6)	3
10.	R-9038-1	Pivot	1
11.	R-9038	Pivot	1
12.	A-1218	Socket Head Cap Screw(M8 x 50)	1
13.	A-1902	Washer (Φ8)	1
14.	A-1442	Hexgon Head Bolt (M12 x 100)	1
15.	A-1911	Washer (Φ12)	1
16.	A-1703	Nut (M12)	1
17.	A-4011	Pin (Φ5 x 50)	1
18.	A-1100	Socket Headless Set Screw (M6 x 6)	6
19.	ZA2541-1	Roller Finger (Optional)	3
20.	R-9033	Finger (Optional)	3
21.	R-9039	Pin (Optional)	3
22.	R-9040	Pivot (Optional)	3
23.	A-2220	Bearing (609ZZ) (Optional)	3

BEDSTOPS (Optional)

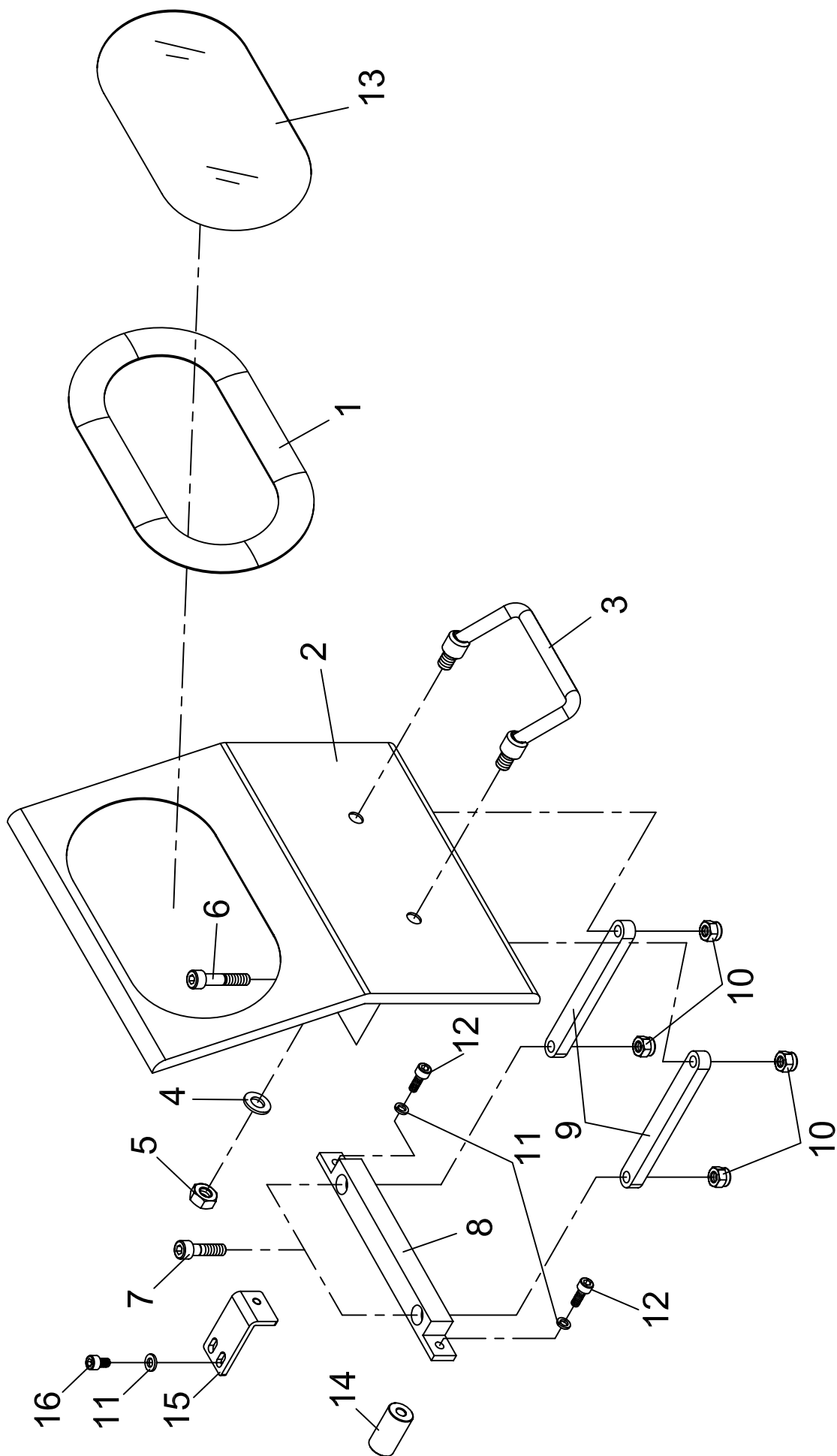


FOLLOW REST

NO.	PART NO.	DESCRIPTION	QUANTITY
1.	R-9003	Body	1
2.	R-9035	Fixture	2
3.	R-9036	Adjusting Stud	2
4.	R-9034	Turning Knob	2
5.	ZA2501-1	Finger With Pad	2
6.	A-1100	Socket Headless Set Screw (M6 x 6)	4
7.	A-1003	Dog Point Set Screw (M6 x 20)	2
8.	A-1700	Nut (M6)	2
9.	A-1217	Socket Head Cap Screw (M8 x45)	2
10.	ZA2541-1	Roller Finger (Optional)	2
11.	R-9033	Finger (Optional)	2
12.	R-9039	Pin (Optional)	2
13.	R-9040	Pivot (Optional)	2
14.	A-2220	Bearing (609ZZ) (Optional)	2

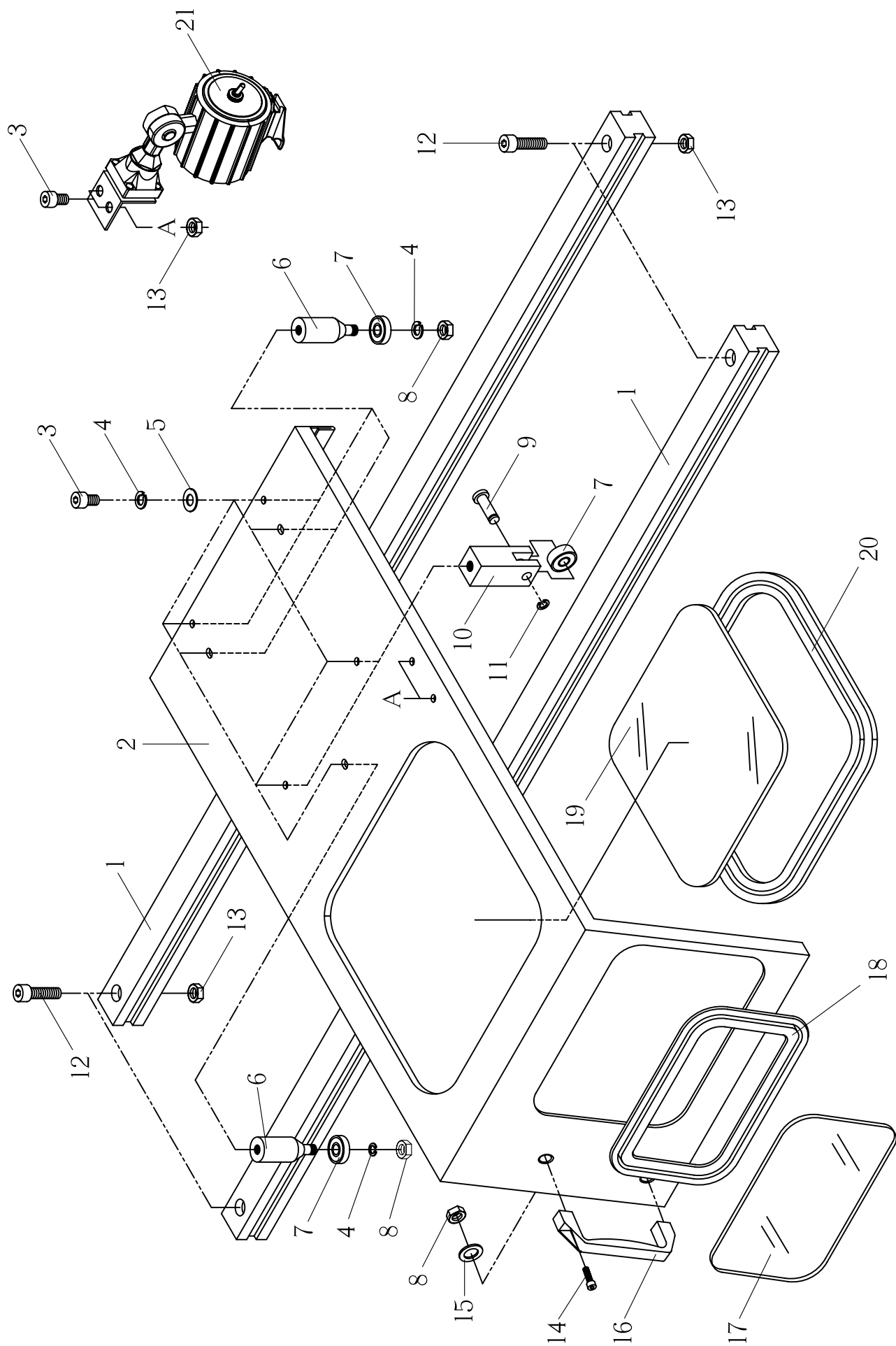


<u>NO.</u>	<u>PART NO.</u>	<u>DESCRIPTION</u>	<u>QUANTITY</u>
1.	R-9095	Shaft	1
2.	R-9097-1	Bush	1
3.	A-1720	Nut (M16)	1
4.	R-9096	Guide Plate	1
5.	A-1215	Socket Head Cap Screw (M8 x 30L)	4
6.	A-4005	Pin (Φ 5 x 20L)	4
7.	A-1802	Washer (Φ 8)	2
8.	R-9105	Washer	2
9.	R-9090	Bracket	1
10.	A-1221	Socket Head Cap Screw (M10 x 30L)	2
11.	NR-107	Graduated Plate	1
12.	R-9103	Clamp	1
13.	A-1216	Socket Head Cap Screw (M8 x 40L)	2
14.	A-1213	Socket Head Cap Screw (M8 x 20L)	1
15.	R-9104	Strip	1
16.	A-1169	Socket Headless Set Screw (M8 x 10L)	2
17.	R-9098	Connector	1
18.	R-9099	Holder	1
19.	R-9101	Draw Bar	1
20.	R-9106	Jointer	1
21.	R-9107	Jointer	1
22.	A-1702	Nut (M10)	1
23.	NR-108	Graduated Plate	1
24.	R-9091	Frame	1
25.	R-9093	Swivel Guide	1
26.	R-9092	Gib	2
27.	A-1102	Set Screw(M6x12L)	6
28.	R-9094	Taper Slide	1
29.	R-9097	Pivot	1



<u>NO.</u>	<u>PART NO.</u>	<u>DESCRIPTION</u>	<u>QUANTITY</u>
1.	A9118	Strap	1
2.	R5031	Chip Guard	1
3.	A9117	Handle	1
4.	A1807	Washer (ϕ 10)	2
5.	A1702	Nut (ϕ 10)	2
6.	A1216	Socket Head Cap Screw (M8×40L)	2
7.	A1215	Socket Head Cap Screw (M8×30L)	2
8.	R5038	Frame	1
9.	R5030	Swivel Arm	2
10.	A1743	Locking Nut	4
11.	A1203	Washer (ϕ 1/4")	4
12.	A1801	Socket Head Cap Screw (M6×16L)	2
13.	A9121	Window	1
14.	C5043	Spacer (DRO)	1
15.	C5044	Frame (DRO)	1
16.	A1231	Socket Head Cap Screw (M6×10L)	2

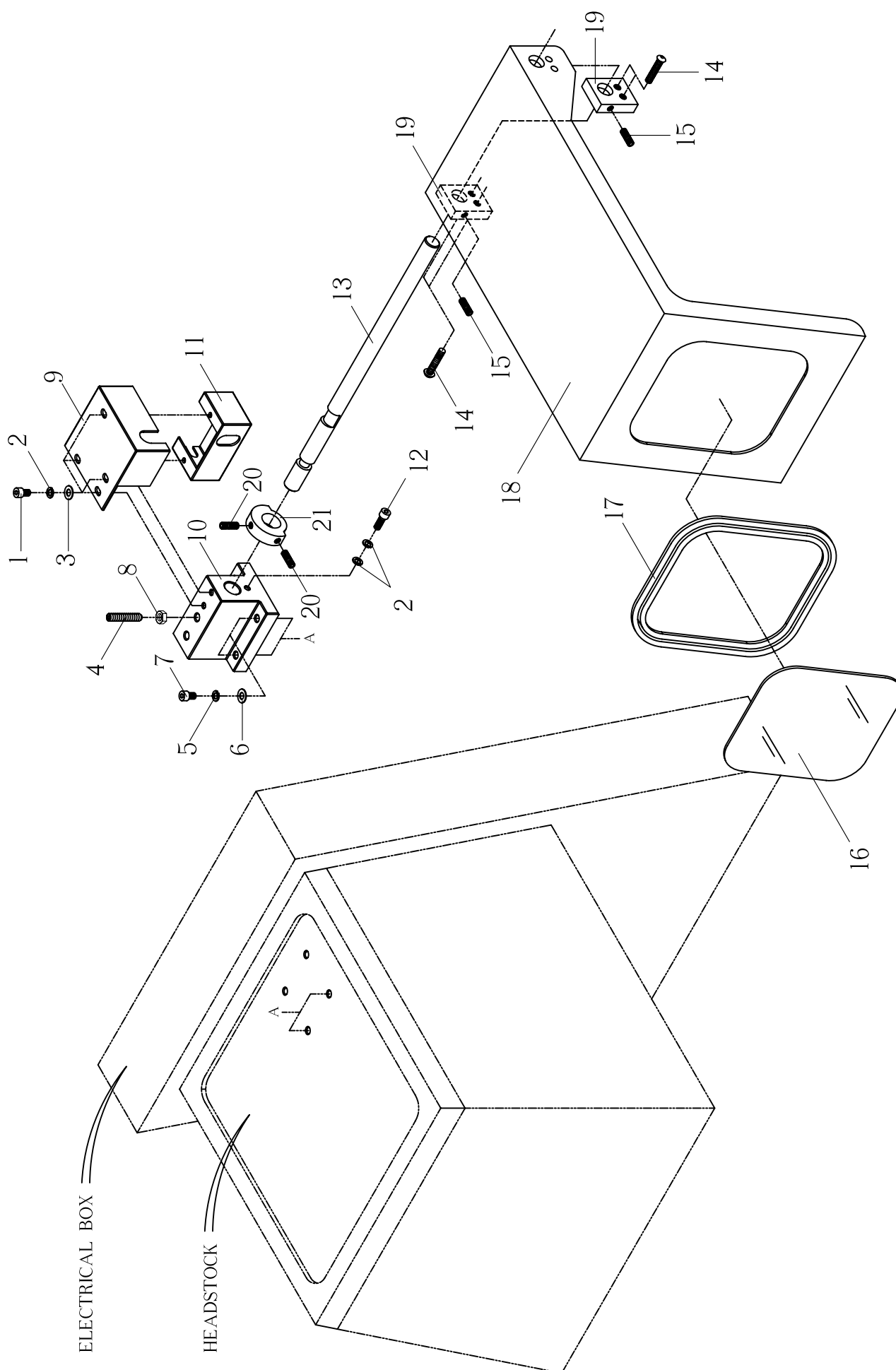
FULL LENGTH SLIDING CHIP SAFETY GUARD (OPTIONAL)



FOLLOWING CHIP GUARD

NO.	PART NO.	DESCRIPTION	QUANTITY
1.	A-9118	Strap	1
2.	R-5031	Chip Guard	1
3.	A-9117	Handle	1
4.	A-1807	Washer (Φ10)	2
5.	A-1702	Nut (M10)	2
6.	A-1216	Socket Head Cap Screw (M8 x 40)	2
7.	A-1215	Socket Head Cap Screw (M8 x 30)	2
8.	R-5038	Frame	1
9.	R-5030	Swivel Arm	2
10.	A-1743	Locking Nut	4
11.	A-1203	Washer (Φ1/4")	2
12.	A-1801	Socket Head Cap Screw (M6 x 16)	2
13.	A-9121	Window	1

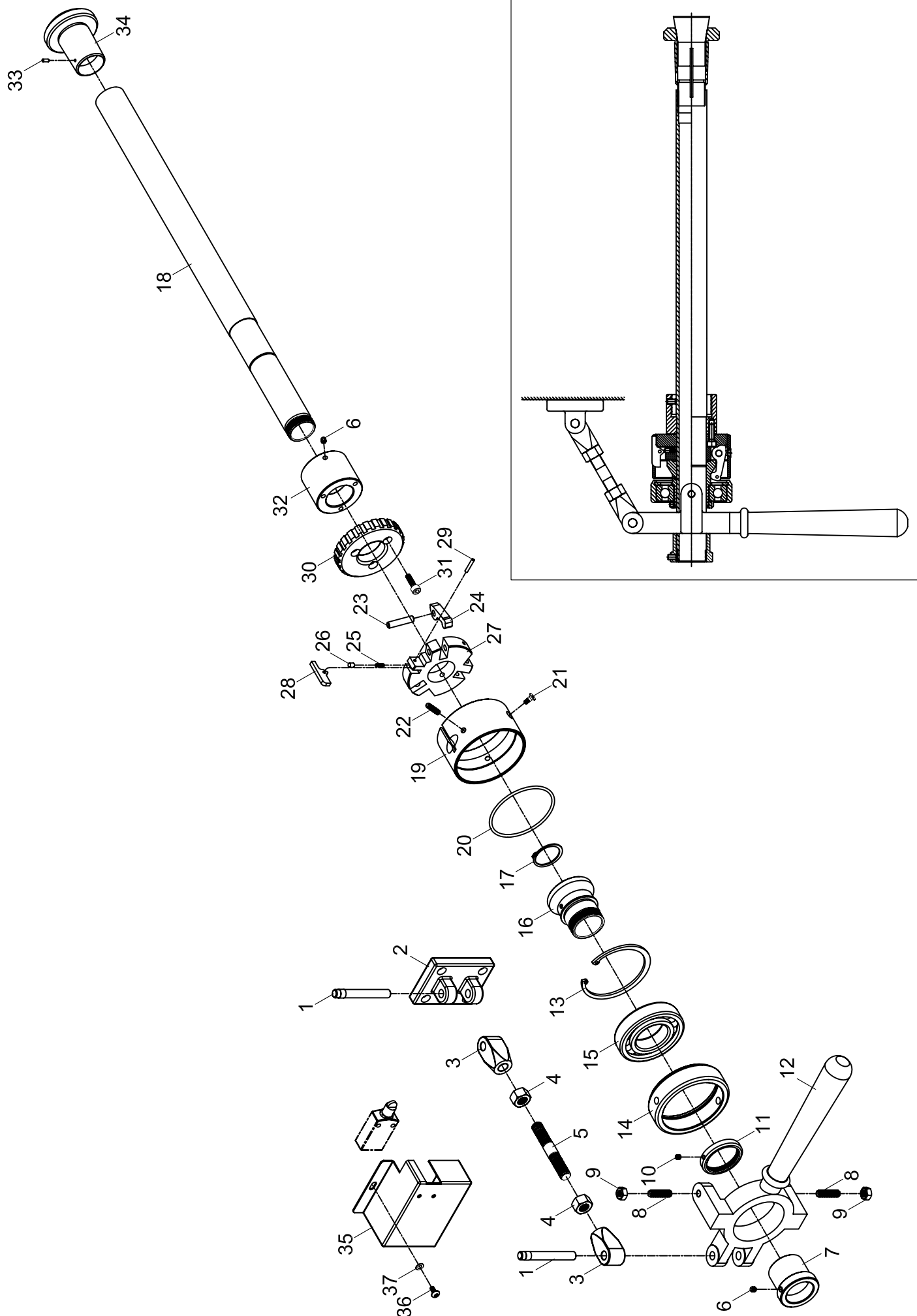
CHUCK SAFETY GUARD (OPTIONAL)



FULL LENGTH SLIDING CHIP SAFETY GUARD

NO.	PART NO.	DESCRIPTION	QUANTITY
1.	R-7113	Guidance	2
2.	R-7111	Chip Safety Guard	1
3.	A-1203	Socket Head Cap Screw (M6 x 16)	9
4.	A-1812	Spring Washer (Φ8)	12
5.	A-1917	Washer (Φ6)	7
6.	C-8116	Pivot	5
7.	A-2044	Bearing#608ZZ	7
8.	A-1701	Nut (M8)	3
9.	M-8022	Pivot	2
10.	C-8115	Guide Block	2
11.	A-3101	Circlip (E6)	2
12.	A-1208	Socket Head Cap Screw (M6 x 40)	4
13.	A-1700	Nut (M6)	6
14.	A-1211	Socket Head Cap Screw (M8 x 12)	2
15.	A-1918	Washer (Φ8)	2
16.	A-9124	Handle	1
17.	A-9135	Window	1
18.	A-9136	Strap	1
19.	A-9137	Window	1
20.	A-9138	Strap	1
21.	ZA2702	Halogen Lamp (Optional)	1

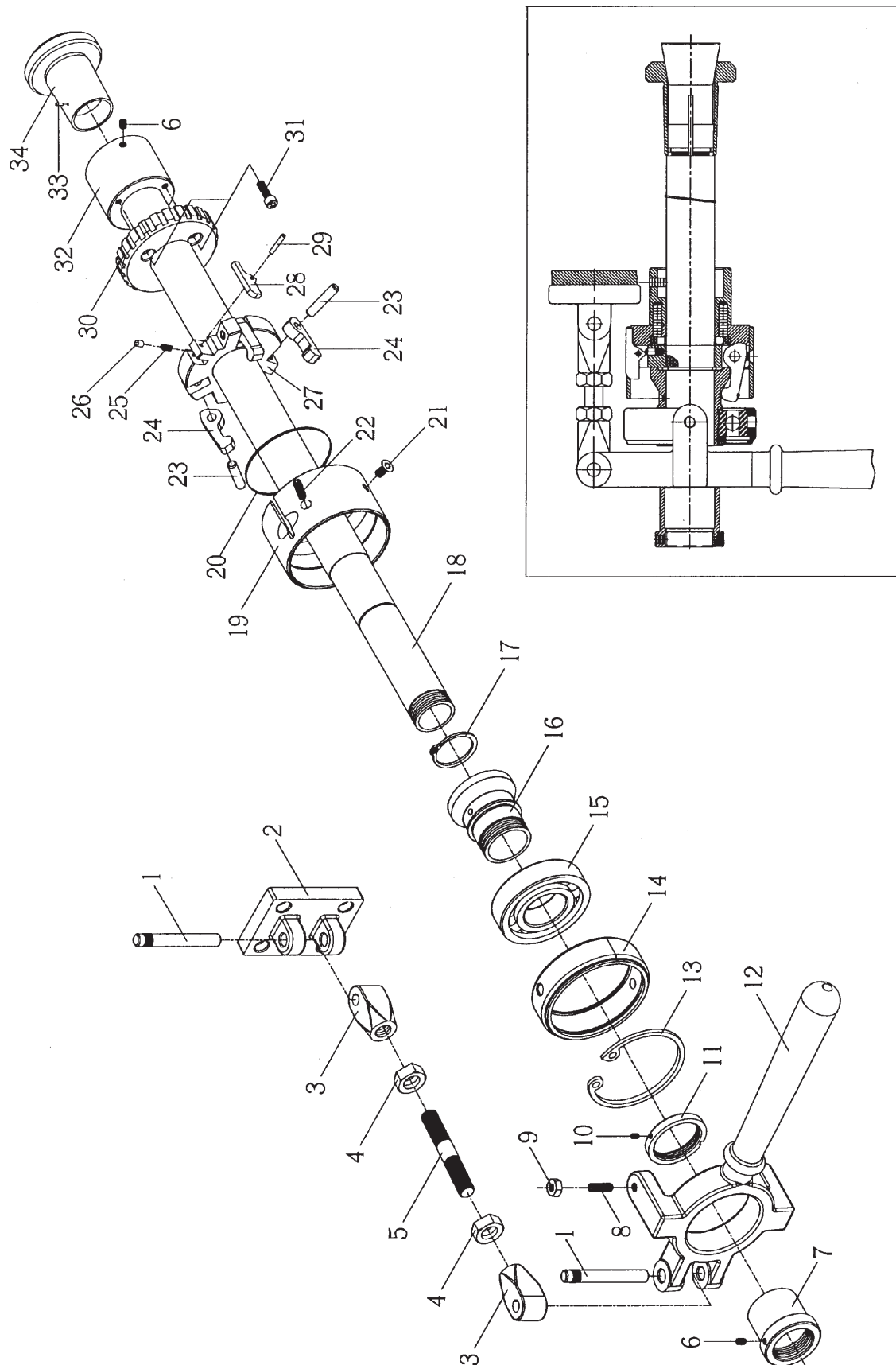
5C COLLECT ATTACHMENT (OPTIONAL)



CHUCK SAFETY GUARD

NO.	PART NO.	DESCRIPTION	QUANTITY
1.	A-1509	Button Head Cap Screw (M5 x 10)	4
2.	A-1813	Spring Washer (Φ5)	6
3.	A-1909	Washer (Φ5)	4
4.	A-1148	Set Screw (M8 x 30)	1
5.	A-1812	Spring Washer (Φ1/4")	4
6.	A-1917	Washer (Φ6)	4
7.	A-1205	Socket Head Cap Screw (M6 x 25)	4
8.	A-1701	Nut (M8)	1
9.	C-8142	Switch Cover	1
10.	T-8040	Seat	1
11.	C-8141	Switch Box	1
12.	A-1234	Socket Head Cap Screw (M5 x 10)	1
13.	R-7127	Shaft	1
14.	A-1525	Button Head Cap Screw (M6 x 16)	4
15.	A-1102	Set Screw (M6 x 12)	2
16.	A-9133	Window	1
17.	A-9134	Strap	1
18.	R-7126	Chuck Safety Guard	1
19.	C-8139	Supporter	2
20.	A-1101	Set Screw (M6 x 10)	2
21.	C-8138-1	Limit Dog	1

5C COLLET ATTACHMENT (OPTIONAL)



5C COLLET ATTACHMENT

NO.	PART NO.	DESCRIPTION	QUANTITY
1.	R-9077	Pivot	2
2.	R-9080	Bracket	1
3.	R-9078	Jointer	2
4.	A-1713	Nut (1/2" UNF)	2
5.	R-9079	Stud	1
6.	A-1100	Socket Headless Set Screw (M6 x 6)	4
7.	R-9066	Bushing	1
8.	A-1148	Socket Headless Set Screw (M8 x 30)	2
9.	A-1701	Nut (M8)	2
10.	A-1146	Socket Headless Set Screw (M5 x 5)	1
11.	R-9064	Locking Nut	1
12.	R-9061	Hand Lever	1
13.	A-3211	Circlip (R80)	1
14.	R-9062	Locking Ring	1
15.	A-2120	Bearing (6208ZZ)	1
16.	R-9063	Sleeve	1
17.	A-3313	Circlip (S32)	1
18.	R-9067	Draw Bar	1
19.	R-9068	Collet Sleeve	1
20.	A-8224	Spring	1
21.	A-1609	Flat Head Cap Screw (M5 x 12)	2
22.	A-1131	Socket Headless Set Screw (M6 x 25)	1
23.	R-9071	Pin	3
24.	R-9070	Latch	3
25.	A-8225	Spring (Φ3/16 ")	1
26.	R-9074	Position Pin	1
27.	R-9069	Chuck Assembly	1
28.	R-9072	Fork	1
29.	R-9073	Pin	1
30.	R-9075	Chuck	1
31.	A-1204	Socket Head Cap Screw (M6 x 20)	3
32.	R-9076	Adapter	1
33.	A-4023	Pin (Φ3 x 6)	1
34.	R-9055	Collet (Per Size)	1

INSPECTION RECORD

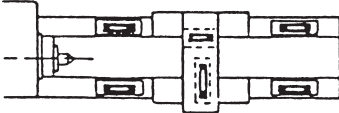

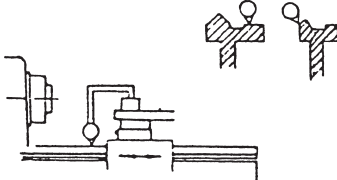
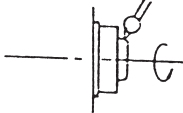
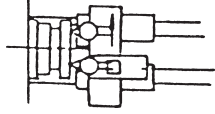
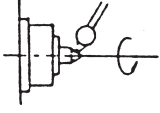
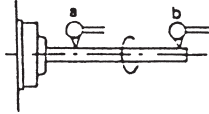

Model:

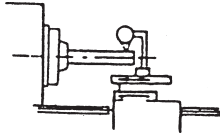
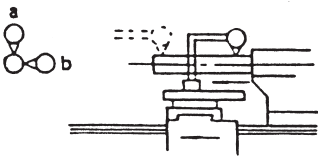
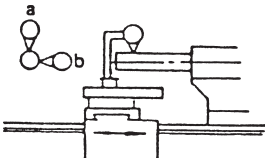
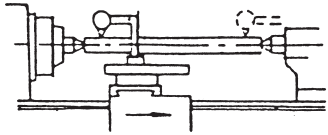
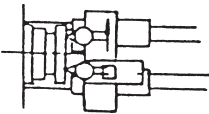
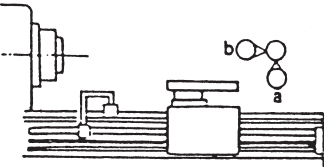
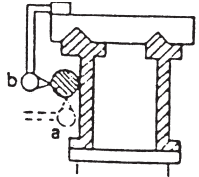
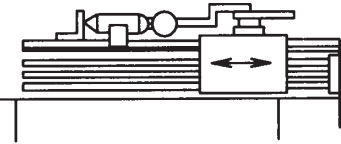
Series NO.

Date:

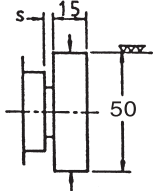
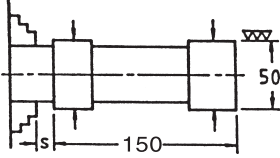
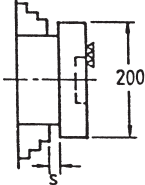
1.ACCURACY TEST.

UNIT: MM.

NO	INSPECTION TIME		DIAGRAM	TOLERANCE	
				PERMISSIBLE	ACTUAL
1	Straightness of bed slideway	a.Longitudinal direction (In Vertical plane)		0.02	
		b.Transverse direction (In vertical plane)		0.02	
2	Parallelism of bed slideways.			0.02	
3	Spindle nose runout			0.01	
4	Main spindle for axial slip, mearsured at 2 points,displaced by 180			0.015	
5	True running of center point of main spindle.			0.015	
6	Spindle taper hole runout	a.Nearest spindle nose		0.01	
		b.At a distance of 300mm		0.02	
7	Parallelism of center line of main spindle to longitudinal motion of carriage	a.In vertical plane		0.025	
		b.In horizontal plane		0.025	

NO	INSPECTION TIME		DIAGRAM	TOLERANCE	
				PERMISSIBLE	ACTUAL
8	Movement of compound slide parallel with main spindle in vertical plane (Hand feed)			0.01/150	
9	Parallelism of tailstock spindle with bed ways.	a.In Vertical plane (Front end rising)		0.015/100	
		b.In horizontal plane (Front end inclined to wards the direction of tool presure.)		0.015/100	
10	Parallelism of bed ways with center line of tailstock spindle hole.	a.In Vertical plane (Free end of mandrel rising)		0.02/300	
		b.In horizontal plane (Free end of mandrel inclined to wards tailstock end)		0.02/300	
11	Difference in center hight between headstock and tailstock (Mandrel rising towards tailstock end)			0.025	
12	Squareness of motion of cross slide with center line of main spindle			0.02/300	
13	Parallelism of center line of lead screw end bearing to carriage slide ways	a.In vertical plane		0.1	
		b.In horizontal plane		0.1	
14	Diviations in alignment of center line of lead screw end bearing with center line of half nut.	a.In vertical plane		0.15	
		b.In horizontal plane		0.15	
15	Pitch error of lead screw			0.03/300	

2.PRACTICAL

NO	TESTINGITEM	DIAGRAM	TOLERANCE	
			PERMISSIBLE	ACTUAL
1	Accuracy of outside turning		0.01	
2	Accuracy of cylindrical turning		0.025	
3	Accuracy of face turning		0.02	

3.MAIN ELECTRIC SPECIFICATIONS

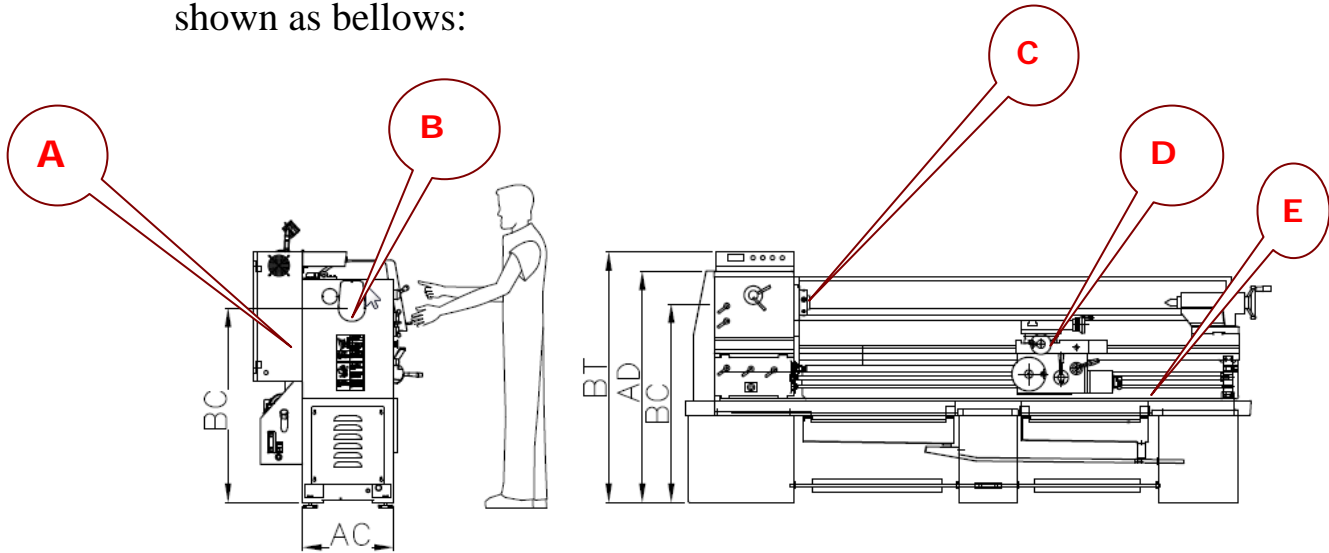
ITEM	H.P	VOLTAGES	FREQUENCY	R.P.M	RATED CURRENT
INVERTER (VS MODEL)	3	200--240V. 280--460V.	0--400 HZ.	----	11A. 5.5A.
DRIVE MOTOR (VS MODEL)	2	220V. 440V.	50/60 HZ.	940/1140	6.8A-220V. 3.4A-440V.
DRIVE MOTOR STANDARD	3	220V. 440V.	50/60 HZ.	1420/1710	8.7A-220V. 4.4A-440V.
DRIVE MOTOR 2-SPEED	3/1.5	220V. 440V.	50 HZ. 60 HZ.	1420/710 1720/860	8A-220V. 4A-440V.
DRIVE MOTOR SINGLE PHASE	3	220V.	50/60 HZ.	1420/1710	14A
COOLANT PUMP	0.125	220V. 440V.	50/60 HZ.	2850/3420	0.6A. 0.3A.

Approved by:

Inspected by:

RISK AREA:


The risk area (Dangerous zone) of machine during operation is shown as bellows:



Introduction of RISK AREA (DANGEROUS ZONE):

RISK CATEGORY	RISK PART	AREA	DANGER CONDITION	ADVERTENCE
Electrical Shock	Control Cabinet	A	During the machine power on, possibility of electrical shock is accompanying.	Keep workers away from electrical cabinet before/during machine running.
	Control Cabinet	A	During the machine maintenance, possibility of electrical shock is accompanying.	Remove and disconnect power source from electrical cabinet before/during machine repair servicing
Entanglement	Gear Box with Belt	B	During the Chuck is turning and running, possibility of entanglement is accompanying.	Keep workers away from gear box with belt before/during machine is running. Fixed Guard and interlock device applied.
	Spindle & Chuck	C	During the Chuck is turning and running, possibility of entanglement is accompanying.	Keep worker's hand away from Chuck before/ during lathe running. Movable chuck guard with interlock device applied.
	Slide	D	During the machine Slide is moving, possibility of entanglement is accompanying.	Keep workers hand away from chuck and Slide before/during it is moving. Especially for rapid movement

Entanglement	FEED & Switch ROD	E	During the machine running and Slide moving,	Keep workers hand away from rod before/during machine running.
Injection chips	Spindle & Chuck	C	During the chuck of machine turning and machining the working device,	Keep workers hand away from rod before/during machine running. Chuck Guard Cover with interlock device , slide cover and Splash guard applied



LEGEND

- | | |
|-----------------------|----------------------------|
| 1. HEADSTOCK | 13. CHIP TRAY |
| 2. ELECTRICAL CABINET | 14. ROTATION CONTROL LEVER |
| 3. SPINDLE & CHUCK | 15. APRON |
| 4. TOP SLIDE | 16. SADDLE & CROSS SLIDE |
| 5. SPLASH GUARD | 17. FOOT BRAKE |
| 6. TAILSTOCK | 18. GAP PIECE |
| 7. BED | 19. HEAD-END PLINTH |
| 8. END BRACKET | 20. FEED GEAR BOX |
| 9. TAIL-END PLINTH | 21. CONTROL PANEL |
| 10. LEADSCREW | 22. END COVER (GEAR TRAIN) |
| 11. FEED ROD | 23. SPINDLE SPEED SELECTOR |
| 12. SWITCH ROD | |